

Anti-Phospho-FAK (Tyr576/577) Rabbit antibody



Catalog Number: 167133

Product name

Anti-Phospho-FAK (Tyr576/577) Rabbit antibody

Specificity

Human

Antibody description

Phospho-FAK (Tyr576/577) Rabbit polyclonal antibody

Preparation

Antigen: Peptide sequence around phosphorylation site of tyrosine 576/tyrosine 577 (S-T-Y(p)-Y(p)-K-A) derived from Human FAK.

Formulation

Supplied at 1.0mg/mL in phosphate buffered saline (without Mg²⁺ and Ca²⁺), pH 7.4, 150mM NaCl, 0.02% sodium azide and 50% glycerol.

Storage

Store at 4°C short term. Store at -20°C long term. Avoid freeze / thaw cycle.

Clonality

Polyclonal

Ig Type

Rabbit IgG

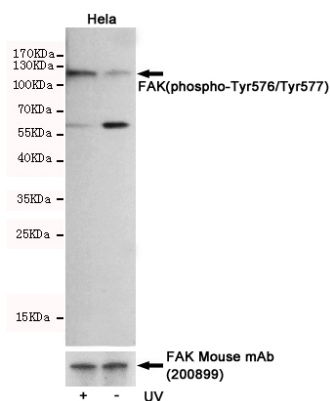
Applications

WB, ICC/IF

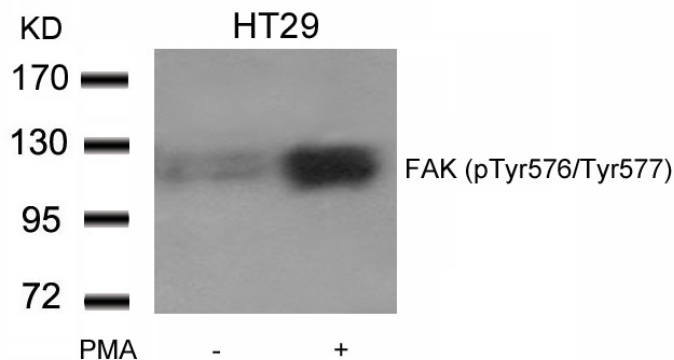
Dilutions

WB:1/500-1/1000 ICC:1/100-1/200

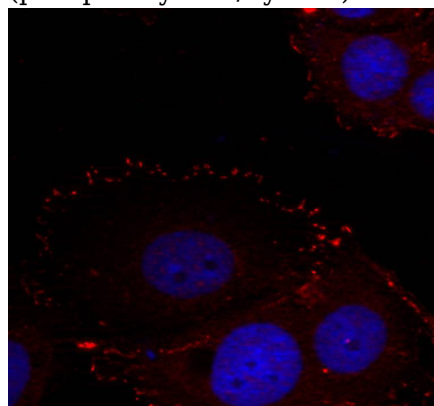
Validations



Western blot detection of FAK(phospho-Tyr576/Tyr577) in HeLa cells untreated or UV-treated, using FAK(phospho-Tyr576/Tyr577) Rabbit pAb (dilution 1:1000, upper) or FAK Mouse mAb (200899 dilution 1:500, lower). Predicted band size:125kDa. Observed band size:125kDa.



Western blot analysis of extracts from HT29 cells untreated or treated with PMA using FAK (phospho-Tyr576/Tyr577) Antibody .



Immunofluorescence staining of methanol-fixed HeLa cells using FAK (phospho-Tyr576/Tyr577) Antibody .