

ZER1 antibody

Catalog Number: 117038

Product name

ZER1 antibody

IP: 1:200-1:1000

IHC: 1:20-1:200

Specificity

Human, Mouse, Rat; other species not tested.

Antibody description

ZER1 Rabbit Polyclonal antibody. Positive IP detected in mouse testis tissue. Positive WB detected in mouse testis tissue, PC-3 cells. Positive IHC detected in human testis tissue, human ovary tissue. Observed molecular weight by Western-blot: 80-88 kDa

Preparation

This antibody was obtained by immunization of ZER1 recombinant protein (Accession Number: XM_017014185). Purification method: Antigen affinity purified.

Formulation

PBS with 0.1% sodium azide and 50% glycerol pH 7.3.

Storage

Store at -20°C. DO NOT ALIQUOT

Clonality

Polyclonal

Ig Type

Rabbit IgG

Applications


ELISA, WB, IP, IHC

Dilutions

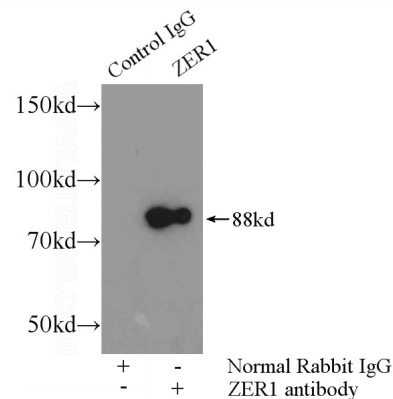
Recommended Dilution:

WB: 1:200-1:1000

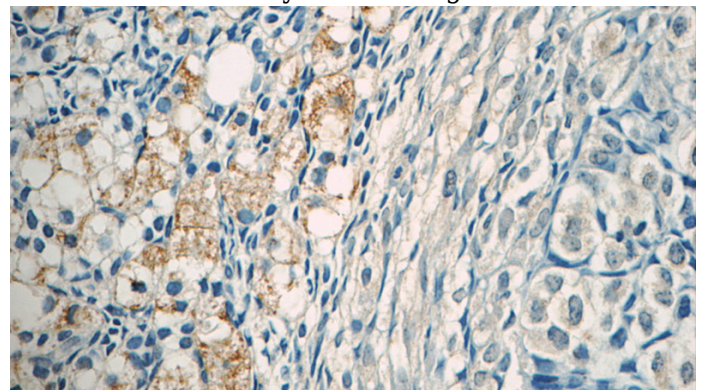
Validations



mouse testis tissue were subjected to SDS PAGE followed by western blot with Catalog No:117038(ZER1 Antibody) at dilution of 1:300



IP Result of anti-ZER1 (IP:Catalog No:117038, 3ug; Detection:Catalog No:117038 1:300) with mouse testis tissue lysate 4000ug.

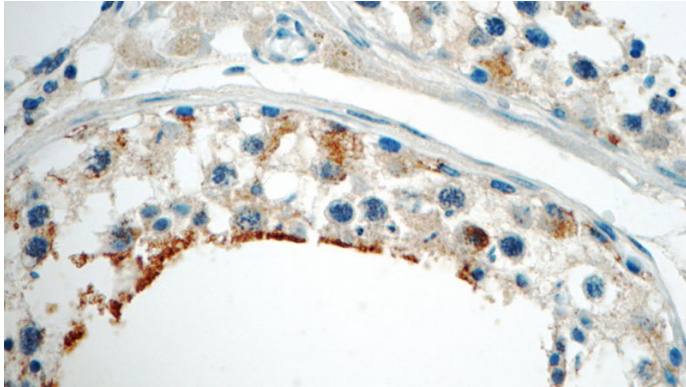


Immunohistochemistry of paraffin-embedded human ovary tissue slide using Catalog

ZER1 antibody

Catalog Number: 117038

No:117038(ZER1 Antibody) at dilution of 1:50
(under 40x lens)



Immunohistochemistry of paraffin-embedded
human testis tissue slide using Catalog
No:117038(ZER1 Antibody) at dilution of 1:50
(under 40x lens)