

ZBTB7B antibody

Catalog Number: 116920

Product name

ZBTB7B antibody

IP: 1:200-1:1000

IF: 1:10-1:100

Specificity

Human, Mouse, Rat; other species not tested.

Antibody description

ZBTB7B Rabbit Polyclonal antibody. Positive IP detected in mouse skin tissue. Positive WB detected in human skin tissue. Positive IF detected in Hela cells, MCF-7 cells. Observed molecular weight by Western-blot: 58kd

Preparation

This antibody was obtained by immunization of ZBTB7B recombinant protein (Accession Number: XM_047421863). Purification method: Antigen affinity purified.

Formulation

PBS with 0.1% sodium azide and 50% glycerol pH 7.3.

Storage

Store at -20°C. DO NOT ALIQUOT

Clonality

Polyclonal

Ig Type

Rabbit IgG

Applications


ELISA, WB, IF, IP

Dilutions

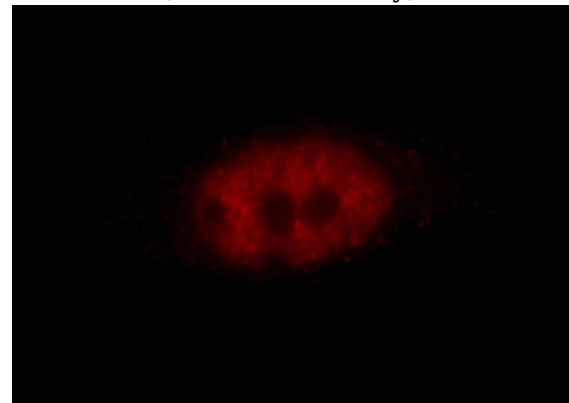
Recommended Dilution:

WB: 1:200-1:2000

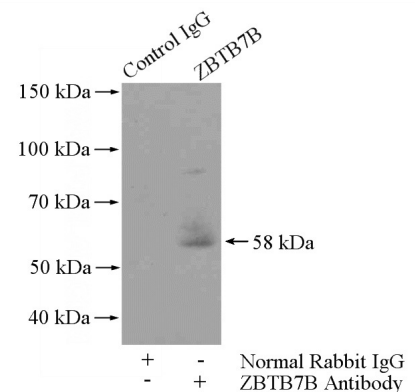
Validations



human skin tissue were subjected to SDS PAGE followed by western blot with Catalog No:116920(ZBTB7B antibody) at dilution of 1:400



Immunofluorescent analysis of Hela cells, using ZBTB7B antibody Catalog No:116920 at 1:25 dilution and Rhodamine-labeled goat anti-rabbit



IgG (red).

IP Result of anti-ZBTB7B (IP:Catalog No:116920,

ZBTB7B antibody



Catalog Number: 116920

4ug; Detection:Catalog No:116920 1:300) with mouse skin tissue lysate 3200ug.