

ZAP70 antibody



Catalog Number: 116904

Product name

ZAP70 antibody

IP: 1:500-1:5000

IHC: 1:20-1:200

Specificity

Human, Mouse, Rat; other species not tested.

Antibody description

ZAP70 Rabbit Polyclonal antibody. Positive WB detected in Jurkat cells, A375 cells. Positive IP detected in Jurkat cells. Positive IHC detected in human tonsillitis tissue, human kidney tissue, human lymphoma tissue, human testis tissue. Observed molecular weight by Western-blot: 70kd

Preparation

This antibody was obtained by immunization of ZAP70 recombinant protein (Accession Number: BC039039). Purification method: Antigen affinity purified.

Formulation

PBS with 0.02% sodium azide and 50% glycerol pH 7.3.

Storage

Store at -20°C. DO NOT ALIQUOT

Clonality

Polyclonal

Ig Type

Rabbit IgG

Applications


ELISA, WB, IHC, IP

Dilutions

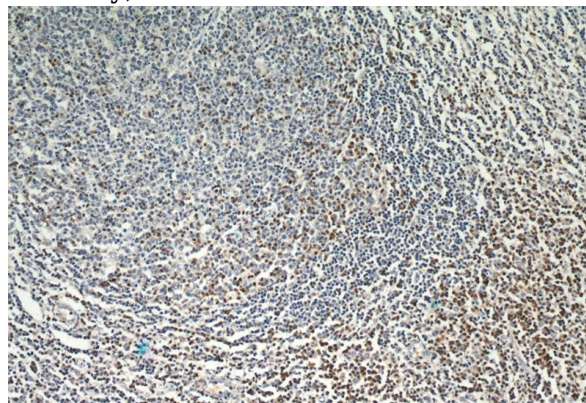
Recommended Dilution:

WB: 1:500-1:5000

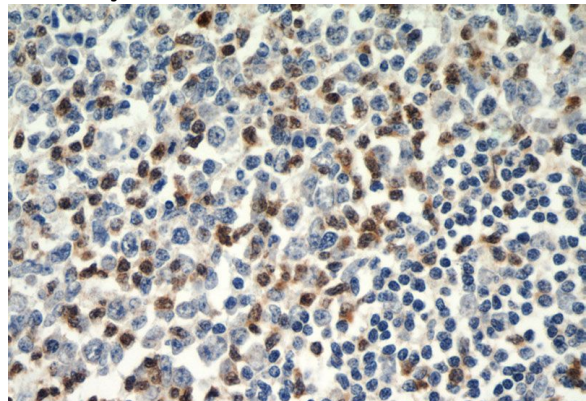
Validations



Jurkat cells were subjected to SDS PAGE followed by western blot with Catalog No:116904(ZAP70 antibody) at dilution of 1:1000



Immunohistochemical of paraffin-embedded human tonsillitis using Catalog No:116904(ZAP70 antibody) at dilution of 1:50 (under 10x lens)

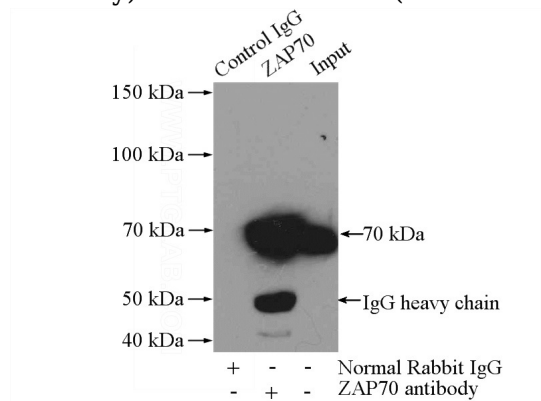


Immunohistochemical of paraffin-embedded human tonsillitis using Catalog No:116904(ZAP70 antibody) at dilution of 1:50 (under 10x lens)

ZAP70 antibody

Catalog Number: 116904

antibody) at dilution of 1:50 (under 40x lens)



IP Result of anti-ZAP70 (IP:Catalog No:116904, 4ug; Detection:Catalog No:116904 1:1000) with Jurkat cells lysate 3200ug.