

YEATS2 antibody

Catalog Number: 116883

Product name

YEATS2 antibody

IP: 1:200-1:1000

IHC: 1:20-1:200

Specificity

Human; other species not tested.

Antibody description

YEATS2 Rabbit Polyclonal antibody. Positive IHC detected in human cervical cancer tissue. Positive WB detected in Jurkat cells, Transfected HEK-293 cells. Positive IP detected in Jurkat cells. Observed molecular weight by Western-blot: 151 kDa

Preparation

This antibody was obtained by immunization of YEATS2 recombinant protein (Accession Number: NM_018023). Purification method: Antigen affinity purified.

Formulation

PBS with 0.1% sodium azide and 50% glycerol pH 7.3.

Storage

Store at -20°C. DO NOT ALIQUOT

Clonality

Polyclonal

Ig Type

Rabbit IgG

Applications


ELISA, WB, IHC, IP

Dilutions

Recommended Dilution:

WB: 1:200-1:1000

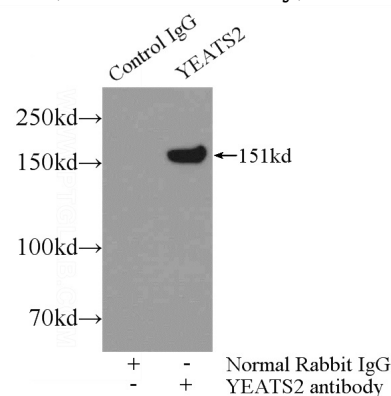
Validations



Jurkat cells were subjected to SDS PAGE followed by western blot with Catalog No:116883(YEATS2 Antibody) at dilution of 1:300



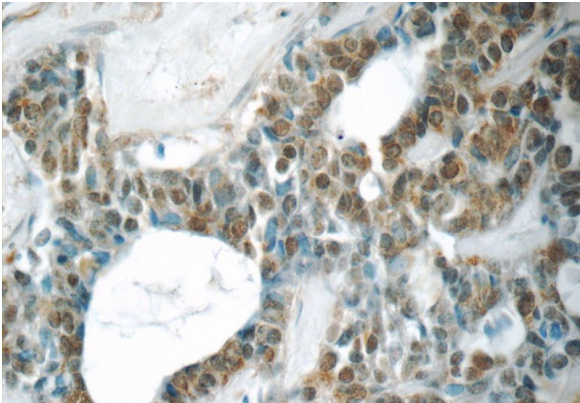
Transfected HEK-293 cells were subjected to SDS PAGE followed by western blot with Catalog No:116883(YEATS2 Antibody) at dilution of 1:700



IP Result of anti-YEATS2 (IP:Catalog No:116883, 5ug; Detection:Catalog No:116883 1:300) with Jurkat cells lysate 2000ug.

YEATS2 antibody

Catalog Number: 116883



Immunohistochemistry of paraffin-embedded human cervical cancer tissue slide using Catalog No:116883(YEATS2 Antibody) at dilution of 1:50 (under 40x lens)