

XRCC4 antibody



Catalog Number: 116875

Product name

XRCC4 antibody

IP: 1:200-1:2000

IHC: 1:20-1:200


Specificity

Human, Rat; other species not tested.

Validations

Antibody description

XRCC4 Rabbit Polyclonal antibody. Positive WB detected in K-562 cells, COLO 320 cells, HepG2 cells. Positive IP detected in HepG2 cells. Positive IHC detected in human breast cancer tissue, rat small intestine tissue, rat testis tissue. Observed molecular weight by Western-blot: 55kd



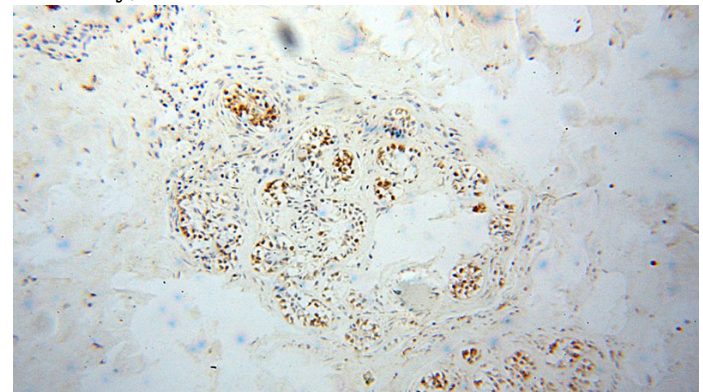
Preparation

This antibody was obtained by immunization of XRCC4 recombinant protein (Accession Number: NM_001318013). Purification method: Antigen affinity purified.

K-562 cells were subjected to SDS PAGE followed by western blot with Catalog No:116875(XRCC4 antibody) at dilution of 1:1000

Formulation

PBS with 0.02% sodium azide and 50% glycerol pH 7.3.



Storage

Store at -20°C. DO NOT ALIQUOT

Clonality

Polyclonal

Immunohistochemical of paraffin-embedded human breast cancer using Catalog No:116875(XRCC4 antibody) at dilution of 1:100 (under 10x lens)

Ig Type

Rabbit IgG

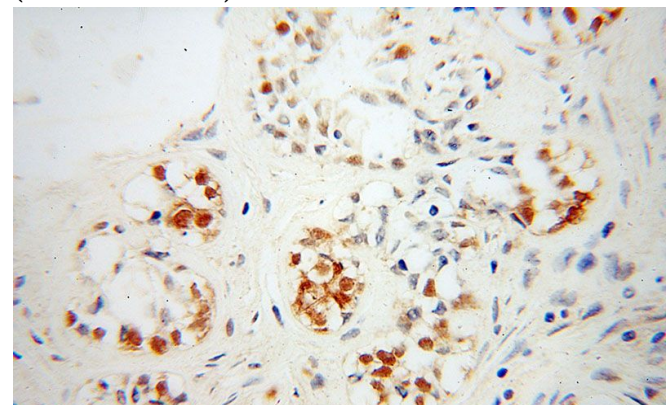
Applications

ELISA, WB, IHC, IP

Dilutions

Recommended Dilution:

WB: 1:1000-1:10000



Immunohistochemical of paraffin-embedded

XRCC4 antibody

Catalog Number: 116875

human breast cancer using Catalog No:116875(XRCC4 antibody) at dilution of 1:100 (under 40x lens)

IP Result of anti-XRCC4 (IP:Catalog No:116875, 4ug; Detection:Catalog No:116875 1:800) with HepG2 cells lysate 3200ug.

