

# WDR37 antibody



Catalog Number: 116864

## Product name

WDR37 antibody

IHC: 1:20-1:200

## Specificity

Human, Mouse, Rat; other species not tested.

## Antibody description

WDR37 Rabbit Polyclonal antibody. Positive WB detected in HeLa cells, human heart tissue. Positive IHC detected in human heart tissue, human testis tissue. Observed molecular weight by Western-blot: 55-60kd

## Preparation

This antibody was obtained by immunization of WDR37 recombinant protein (Accession Number: BC018044). Purification method: Antigen affinity purified.

## Formulation

PBS with 0.02% sodium azide and 50% glycerol pH 7.3.

## Storage

Store at -20°C. DO NOT ALIQUOT

## Clonality

Polyclonal

## Ig Type

Rabbit IgG

## Applications

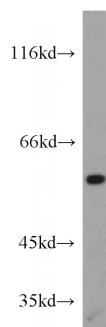
ELISA, WB, IHC

## Dilutions

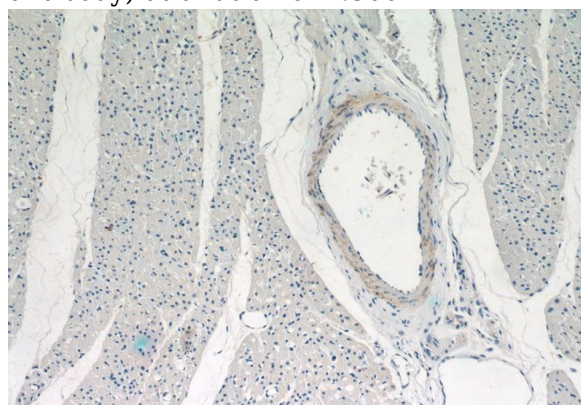
Recommended Dilution:

WB: 1:500-1:5000

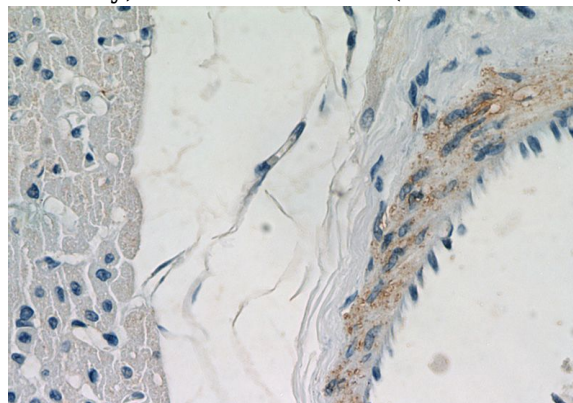
## Validations



HeLa cells were subjected to SDS PAGE followed by western blot with Catalog No:116864(WDR37 antibody) at dilution of 1:300



Immunohistochemical of paraffin-embedded human heart using Catalog No:116864(WDR37 antibody) at dilution of 1:50 (under 10x lens)



Immunohistochemical of paraffin-embedded human heart using Catalog No:116864(WDR37 antibody) at dilution of 1:50 (under 40x lens)