

WDR18 antibody

Catalog Number: 116857

Product name

WDR18 antibody

Specificity

Human; other species not tested.

Antibody description

WDR18 Rabbit Polyclonal antibody. Positive WB detected in Jurkat cells. Positive IHC detected in human ovary tumor tissue, human lung cancer tissue. Observed molecular weight by Western-blot: 47 kDa

Preparation

This antibody was obtained by immunization of WDR18 recombinant protein (Accession Number: NM_024100). Purification method: Antigen affinity purified.

Formulation

PBS with 0.02% sodium azide and 50% glycerol pH 7.3.

Storage

Store at -20°C. DO NOT ALIQUOT

Clonality

Polyclonal

Ig Type

Rabbit IgG

Applications

ELISA, WB, IHC


Dilutions

Recommended Dilution:

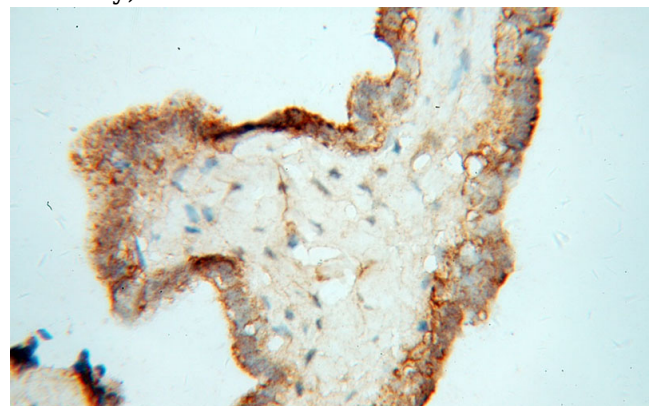
WB: 1:200-1:2000

IHC: 1:20-1:200

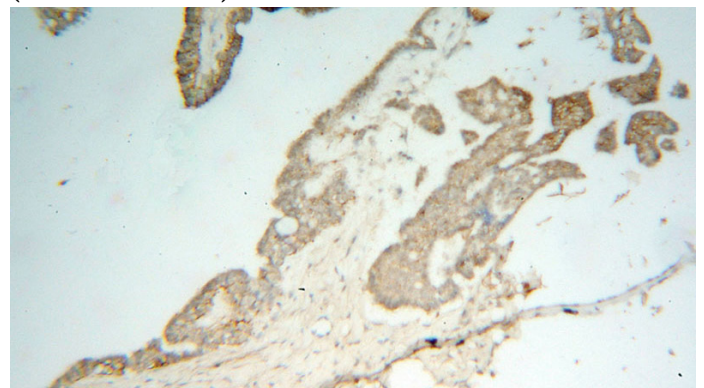
Validations



Jurkat cells were subjected to SDS PAGE followed by western blot with Catalog No:116857(WDR18 antibody) at dilution of 1:500



Immunohistochemical of paraffin-embedded human ovary tumor using Catalog No:116857(WDR18 antibody) at dilution of 1:100 (under 40x lens)



Immunohistochemical of paraffin-embedded human ovary tumor using Catalog No:116857(WDR18 antibody) at dilution of 1:100

WDR18 antibody



Catalog Number: 116857

(under 10x lens)