

# WRAP53 antibody



Catalog Number: 116839

## Product name

WRAP53 antibody

Recommended Dilution:

WB: 1:500-1:5000

## Specificity

Human, Mouse, Rat; other species not tested.


IP: 1:200-1:1000

IHC: 1:20-1:200

## Antibody description

WRAP53 Rabbit Polyclonal antibody. Positive WB detected in human kidney tissue, HeLa cells. Positive IP detected in HeLa cells. Positive IHC detected in human testis tissue, human brain tissue, human heart tissue, human kidney tissue, human ovary tissue, human placenta tissue, human skin tissue, human spleen tissue. Observed molecular weight by Western-blot: 72-75kd

## Validations



## Preparation

This antibody was obtained by immunization of WRAP53 recombinant protein (Accession Number: NM\_001143990). Purification method: Antigen affinity purified.

human kidney tissue were subjected to SDS PAGE followed by western blot with Catalog No:116839(WRAP53 antibody) at dilution of 1:300

## Formulation

PBS with 0.02% sodium azide and 50% glycerol pH 7.3.

## Storage

Store at -20°C. DO NOT ALIQUOT

## Clonality

Polyclonal

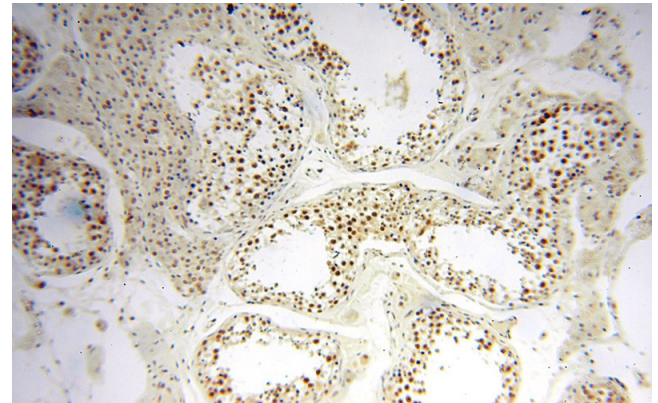
## Ig Type

Rabbit IgG

## Applications

ELISA, WB, IHC, IP

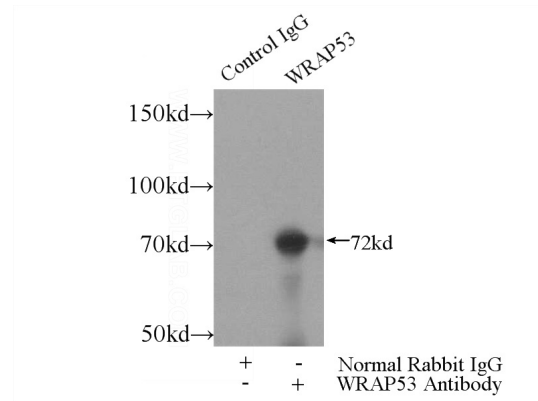
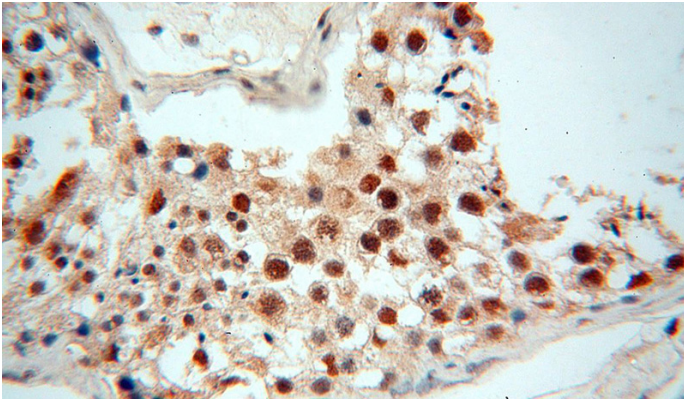
## Dilutions



Immunohistochemical of paraffin-embedded human testis using Catalog No:116839(WRAP53 antibody) at dilution of 1:100 (under 10x lens)

# WRAP53 antibody

Catalog Number: 116839



Immunohistochemical of paraffin-embedded human testis using Catalog No:116839(WRAP53 antibody) at dilution of 1:100 (under 40x lens)

IP Result of anti-WRAP53 (IP:Catalog No:116839, 4ug; Detection:Catalog No:116839 1:300) with HeLa cells lysate 2480ug.