

# WNT6 antibody

Catalog Number: 116837

## Product name

WNT6 antibody

## Specificity

Human, Mouse; other species not tested.

## Antibody description

WNT6 Rabbit Polyclonal antibody. Positive IHC detected in human small intestine tissue. Positive WB detected in SGC-7901 cells. Observed molecular weight by Western-blot: 42 kDa

## Preparation

This antibody was obtained by immunization of WNT6 recombinant protein (Accession Number: NM\_006522). Purification method: Antigen Affinity purified.

## Formulation

PBS with 0.02% sodium azide and 50% glycerol pH 7.3.

## Storage

Store at -20°C. DO NOT ALIQUOT

## Clonality

Polyclonal

## Ig Type

Rabbit IgG

## Applications

ELISA, WB, IHC


## Dilutions

Recommended Dilution:

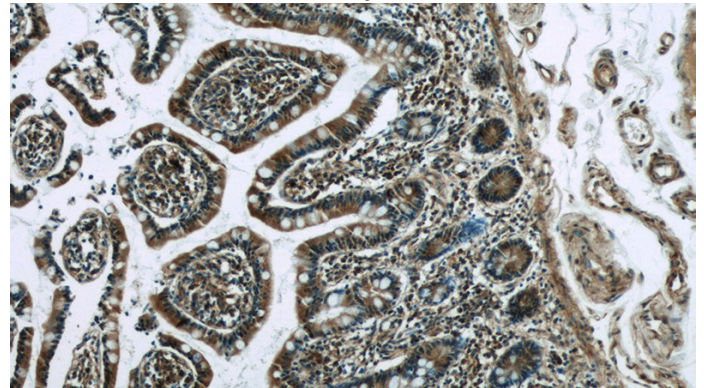
WB: 1:500-1:5000

IHC: 1:20-1:200

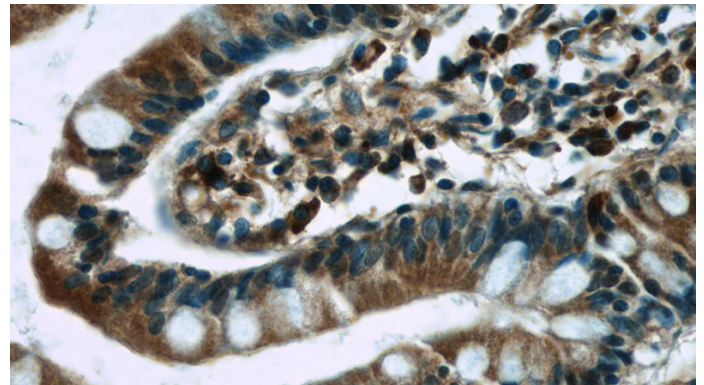
## Validations



SGC-7901 cells were subjected to SDS PAGE followed by western blot with Catalog No:116837(WNT6 antibody) at dilution of 1:1000



Immunohistochemistry of paraffin-embedded human small intestine tissue slide using Catalog No:116837(WNT6 Antibody) at dilution of 1:50 (under 10x lens)



Immunohistochemistry of paraffin-embedded human small intestine tissue slide using Catalog No:116837(WNT6 Antibody) at dilution of 1:50 (under 40x lens)