

# VWA2 antibody

Catalog Number: 116810

## Product name

VWA2 antibody

## Specificity

Human; other species not tested.

## Antibody description

VWA2 Rabbit Polyclonal antibody. Positive IHC detected in human colon tissue, human colon cancer tissue. Positive IF detected in A375 cells. Positive WB detected in A375 cells. Observed molecular weight by Western-blot: 85 kDa

## Preparation

This antibody was obtained by immunization of Peptide (Accession Number: XM\_017016180). Purification method: Antigen affinity purified.

## Formulation

PBS with 0.02% sodium azide and 50% glycerol pH 7.3.

## Storage

Store at -20°C. DO NOT ALIQUOT

## Clonality

Polyclonal

## Ig Type

Rabbit IgG

## Applications

ELISA, IHC, WB, IF

## Dilutions


Recommended Dilution:

WB: 1:200-1:2000

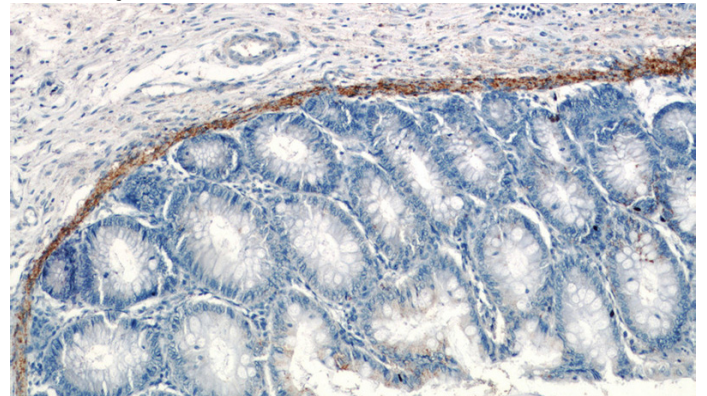
IHC: 1:20-1:200

IF: 1:20-1:200

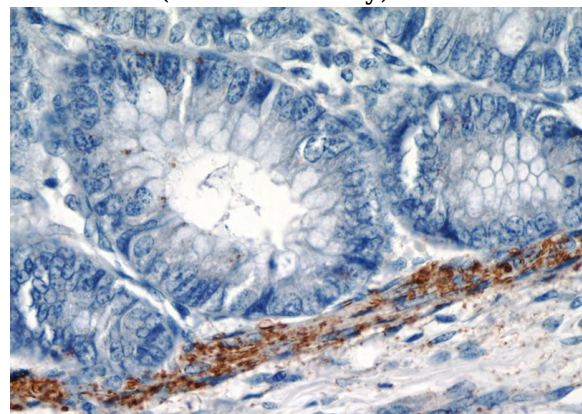
## Validations



A375 cells were subjected to SDS PAGE followed by western blot with Catalog No:116810(VWA2 Antibody) at dilution of 1:600



Immunohistochemistry of paraffin-embedded human colon tissue slide using Catalog No:116810(VWA2 Antibody) at dilution of 1:50

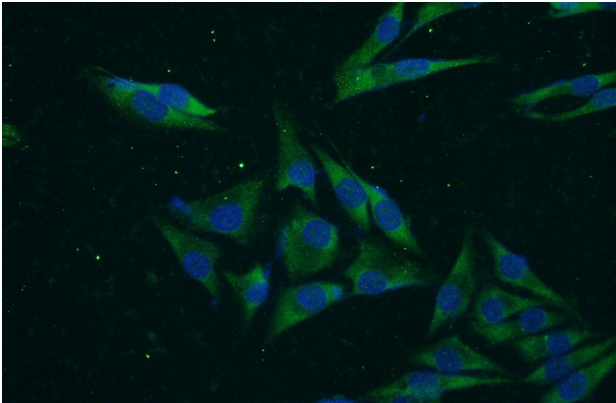


Immunohistochemistry of paraffin-embedded human colon tissue slide using Catalog No:116810(VWA2 Antibody) at dilution of 1:50

# VWA2 antibody

Catalog Number: 116810

---



Immunofluorescent analysis of A375 cells using Catalog No:116810(VWA2 Antibody) at dilution of 1:50 and Alexa Fluor 488-conjugated AffiniPure Goat Anti-Rabbit IgG(H+L)