

VWA1 antibody

Catalog Number: 116809

Product name

VWA1 antibody

Specificity

Human, Mouse, Rat; other species not tested.

Antibody description

VWA1 Rabbit Polyclonal antibody. Positive WB detected in Transfected HEK-293 cells. Positive IHC detected in human pancreas cancer tissue.

Preparation

This antibody was obtained by immunization of VWA1 recombinant protein (Accession Number: NM_022834). Purification method: Antigen affinity purified.

Formulation

PBS with 0.02% sodium azide and 50% glycerol pH 7.3.

Storage

Store at -20°C. DO NOT ALIQUOT

Clonality

Polyclonal

Ig Type

Rabbit IgG

Applications

ELISA, IHC, WB

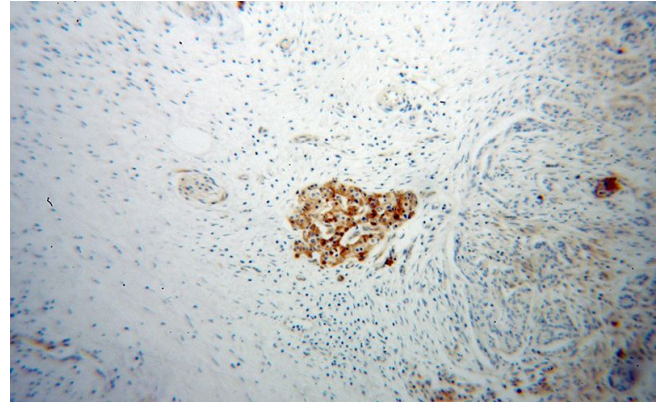
Dilutions

Recommended Dilution:

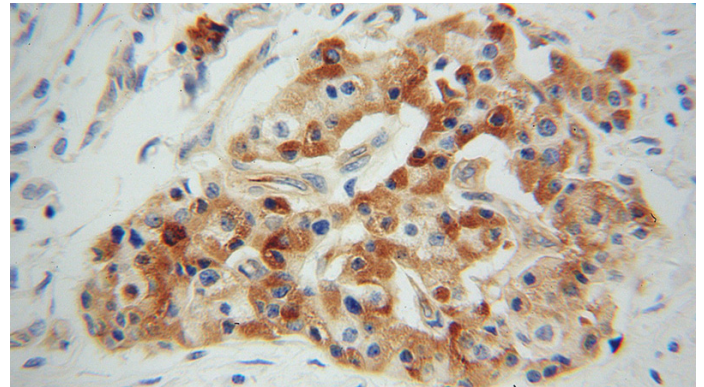
WB: 1:200-1:2000


IHC: 1:20-1:200

Validations



Immunohistochemical of paraffin-embedded human pancreas cancer using Catalog No:116809(VWA1 antibody) at dilution of 1:50 (under 10x lens)



Immunohistochemical of paraffin-embedded human pancreas cancer using Catalog No:116809(VWA1 antibody) at dilution of 1:50 (under 40x lens) 

Transfected HEK-293 cells were subjected to SDS PAGE followed by western blot with Catalog No:116809(VWA1 Antibody) at dilution of 1:800