

VCPIP1 antibody

Catalog Number: 116727

Product name

VCPIP1 antibody

Specificity

human, mouse, rat; other species not tested.

Antibody description

VCPIP1 Rabbit Polyclonal antibody. Positive IHC detected in human breast cancer. Positive WB detected in MCF7 cells. Observed molecular weight by Western-blot: 135kd

Preparation

This antibody was obtained by immunization of VCPIP1 recombinant protein (Accession Number: NM_025054). Purification method: Antigen affinity purified.

Formulation

PBS with 0.02% sodium azide and 50% glycerol pH 7.3.

Storage

Store at -20°C. DO NOT ALIQUOT

Clonality

Polyclonal

Ig Type

Rabbit IgG

Applications

ELISA, WB, IHC


Dilutions

Recommended Dilution:

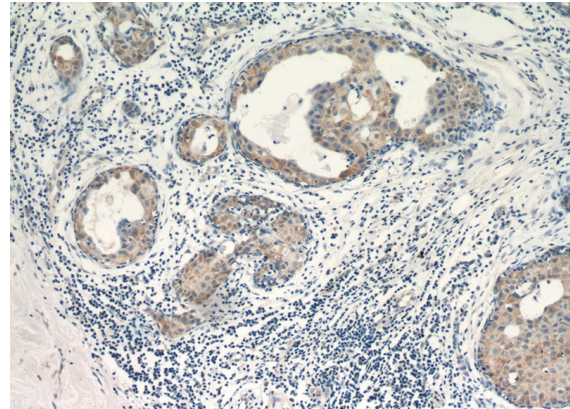
WB: 1:200-1:2000

IHC: 1:20-1:200

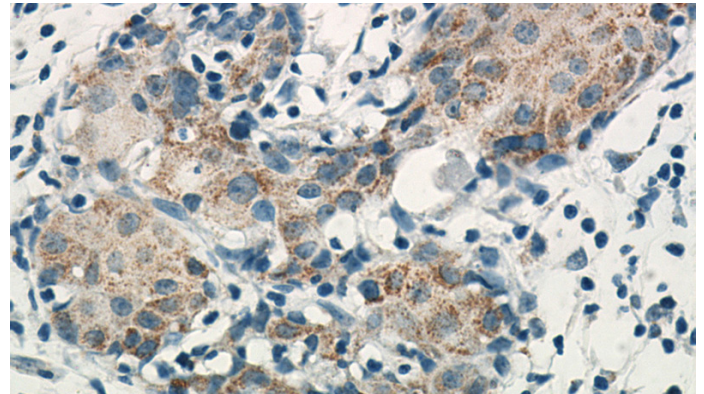
Validations



MCF7 cells were subjected to SDS PAGE followed by western blot with Catalog No:116727(VCPIP1 antibody) at dilution of 1:500



Immunohistochemical of paraffin-embedded human breast cancer using Catalog No:116727(VCPIP1 antibody) at dilution of 1:50 (under 10x lens)



Immunohistochemical of paraffin-embedded human breast cancer using Catalog No:116727(VCPIP1 antibody) at dilution of 1:50 (under 40x lens)