

VAV2 antibody



Catalog Number: 116722

Product name

VAV2 antibody

Recommended Dilution:

WB: 1:500-1:5000

Specificity

Human, Mouse, Rat; other species not tested.

IP: 1:500-1:5000


IHC: 1:20-1:200

Antibody description

VAV2 Rabbit Polyclonal antibody. Positive IF detected in HeLa cells. Positive IHC detected in human pancreas tissue. Positive IP detected in HeLa cells. Positive WB detected in HeLa cells, A431 cells, HEK-293 cells, mouse brain tissue, mouse liver tissue, NIH/3T3 cells, SH-SY5Y cells. Observed molecular weight by Western-blot: 101 kDa

IF: 1:20-1:200

Validations



Preparation

This antibody was obtained by immunization of VAV2 recombinant protein (Accession Number: NM_003371). Purification method: Antigen affinity purified.

HeLa cells were subjected to SDS PAGE followed by western blot with Catalog No:116722(VAV2 antibody) at dilution of 1:1000

Formulation

PBS with 0.02% sodium azide and 50% glycerol pH 7.3.

Storage

Store at -20°C. DO NOT ALIQUOT

Clonality

Polyclonal

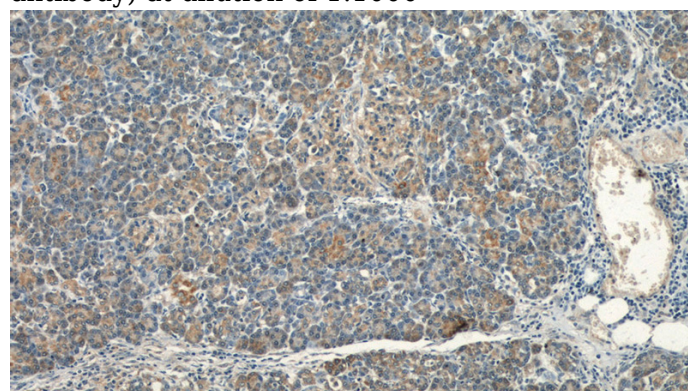
Ig Type

Rabbit IgG

Applications

ELISA, WB, IHC, IP, IF

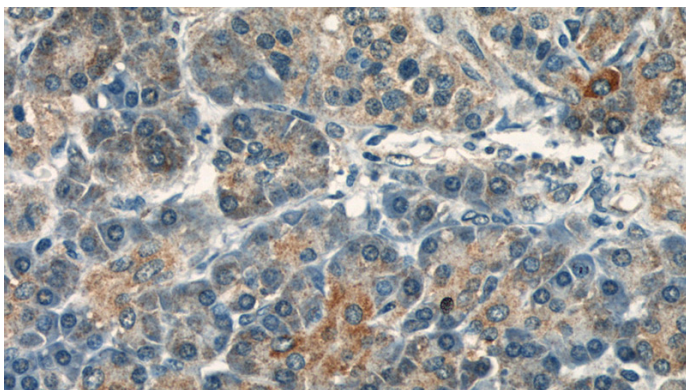
Dilutions



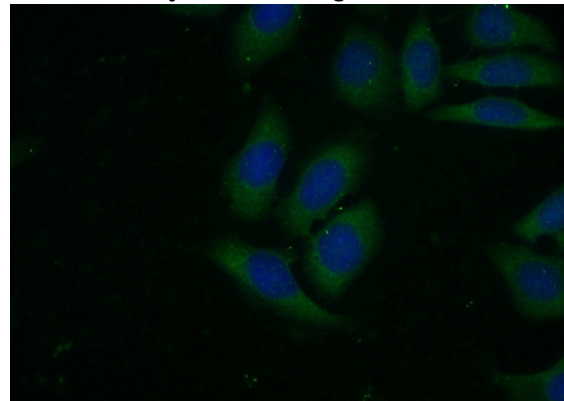
Immunohistochemical of paraffin-embedded human pancreas using Catalog No:116722(VAV2 antibody) at dilution of 1:50 (under 10x lens)

VAV2 antibody

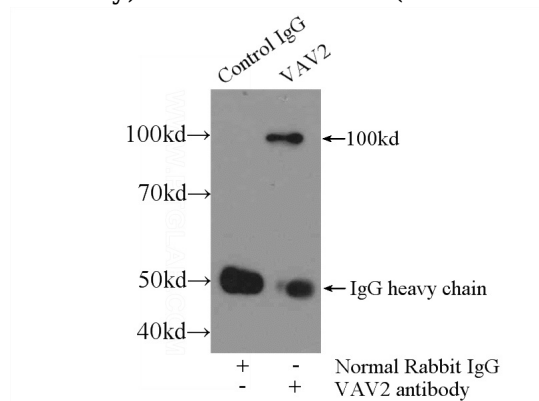
Catalog Number: 116722



IP Result of anti-VAV2 (IP:Catalog No:116722, 4ug; Detection:Catalog No:116722 1:1000) with HeLa cells lysate 2500ug.



Immunohistochemical of paraffin-embedded human pancreas using Catalog No:116722(VAV2 antibody) at dilution of 1:50 (under 40x lens)



Immunofluorescent analysis of (-20oc Ethanol) fixed HeLa cells using Catalog No:116722(VAV2 Antibody) at dilution of 1:50 and Alexa Fluor 488-conjugated AffiniPure Goat Anti-Rabbit IgG(H+L)