

VASP antibody

Catalog Number: 116719

Product name

VASP antibody

Specificity

Human, Mouse, Rat; other species not tested.

Antibody description

VASP Rabbit Polyclonal antibody. Positive IHC detected in human testis tissue, human heart tissue, human kidney tissue, human lung tissue, human skin cancer tissue, human spleen tissue. Positive IF detected in HepG2 cells. Positive FC detected in HepG2 cells. Positive WB detected in A431 cells, A549 cells, HEK-293 cells, HeLa cells, mouse spleen tissue. Positive IP detected in mouse spleen tissue. Observed molecular weight by Western-blot: 46 kDa, 50 kDa

Preparation

This antibody was obtained by immunization of VASP recombinant protein (Accession Number: NM_003370). Purification method: Antigen affinity purified.

Formulation

PBS with 0.02% sodium azide and 50% glycerol pH 7.3.

Storage

Store at -20°C. DO NOT ALIQUOT

Clonality

Polyclonal

Ig Type

Rabbit IgG

Applications

ELISA, WB, IHC, IF, FC, IP

Dilutions

Recommended Dilution:


WB: 1:500-1:5000

IP: 1:200-1:2000

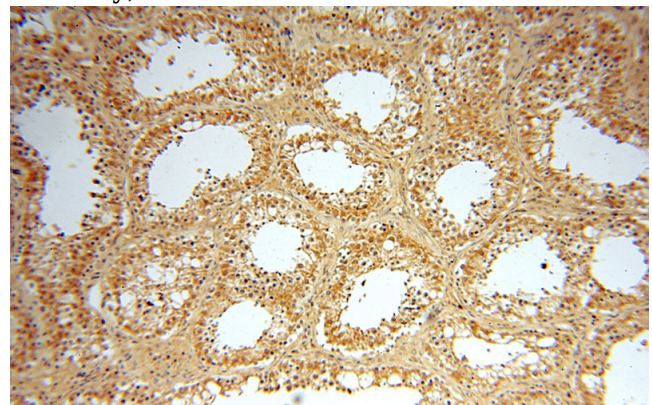
IHC: 1:20-1:200

IF: 1:20-1:200

Validations



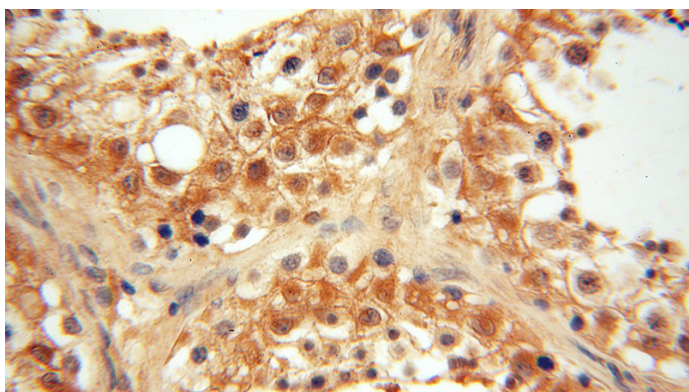
A431 cells were subjected to SDS PAGE followed by western blot with Catalog No:116719(VASP antibody) at dilution of 1:1000



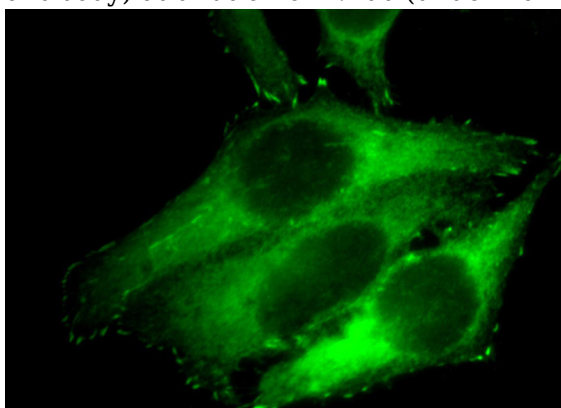
Immunohistochemical of paraffin-embedded human testis using Catalog No:116719(VASP antibody) at dilution of 1:100 (under 10x lens)

VASP antibody

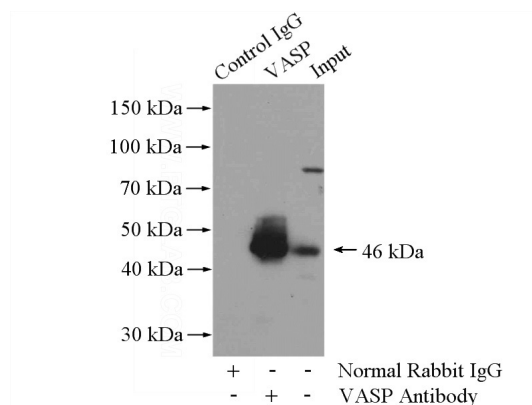
Catalog Number: 116719



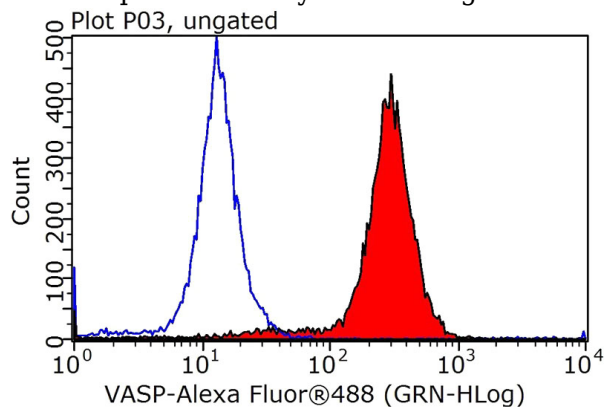
Immunohistochemical of paraffin-embedded human testis using Catalog No:116719(VASP antibody) at dilution of 1:100 (under 40x lens)



Immunofluorescent analysis of HepG2 cells, using VASP antibody Catalog No:116719 at 1:50 dilution and FITC-labeled donkey anti-rabbit IgG(green).



IP Result of anti-VASP (IP:Catalog No:116719, 4ug; Detection:Catalog No:116719 1:500) with mouse spleen tissue lysate 4800ug.



1X10⁶ HepG2 cells were stained with 0.2ug VASP antibody (Catalog No:116719, red) and control antibody (blue). Fixed with 90% MeOH blocked with 3% BSA (30 min). Alexa Fluor 488-conjugated AffiniPure Goat Anti-Rabbit IgG(H+L) with dilution 1:1000.