

USP49 antibody

Catalog Number: 116687

Product name

USP49 antibody

Specificity

Human, Mouse, Rat; other species not tested.

Antibody description

USP49 Rabbit Polyclonal antibody. Positive IHC detected in human stomach tissue. Positive WB detected in MCF7 cells. Observed molecular weight by Western-blot: 79-85 kDa

Preparation

This antibody was obtained by immunization of USP49 recombinant protein (Accession Number: NM_018561). Purification method: Antigen affinity purified.

Formulation

PBS with 0.02% sodium azide and 50% glycerol pH 7.3.

Storage

Store at -20°C. DO NOT ALIQUOT

Clonality

Polyclonal

Ig Type

Rabbit IgG

Applications

ELISA, WB, IHC


Dilutions

Recommended Dilution:

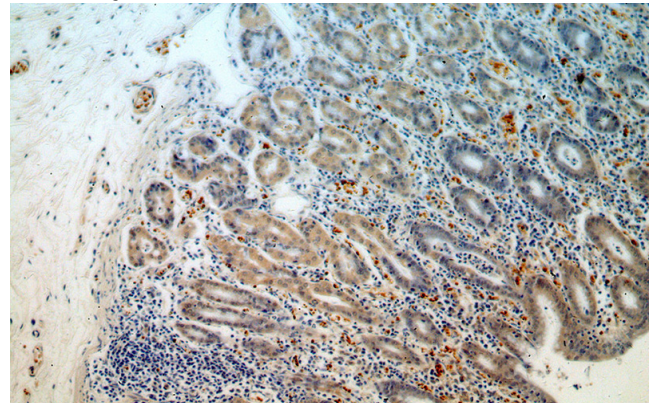
WB: 1:500-1:5000

IHC: 1:20-1:200

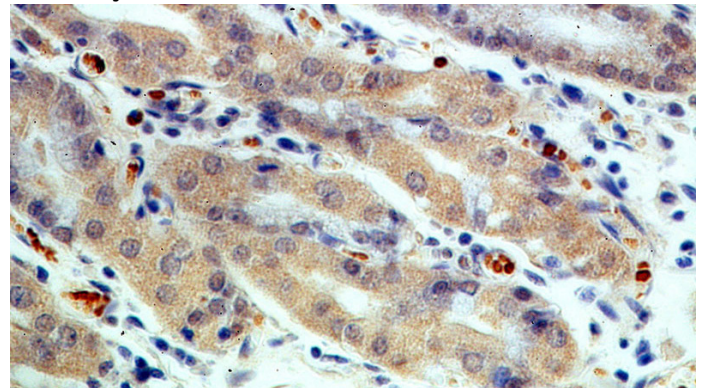
Validations



MCF7 cells were subjected to SDS PAGE followed by western blot with Catalog No:116687(USP49 antibody) at dilution of 1:1000



Immunohistochemical of paraffin-embedded human stomach using Catalog No:116687(USP49 antibody) at dilution of 1:50 (under 10x lens)



Immunohistochemical of paraffin-embedded human stomach using Catalog No:116687(USP49 antibody) at dilution of 1:50 (under 40x lens)