

UHL5IP antibody



Catalog Number: 116674

Product name

UHL5IP antibody

IHC: 1:20-1:200

IF: 1:50-1:500

Specificity

Human; other species not tested.

Antibody description

UHL5IP Rabbit Polyclonal antibody. Positive WB detected in MCF-7 cells. Positive IF detected in MCF-7 cells. Positive IHC detected in human ovary tissue. Observed molecular weight by Western-blot: 46 kDa

Preparation

This antibody was obtained by immunization of UHL5IP recombinant protein (Accession Number: NM_017518). Purification method: Antigen affinity purified.

Formulation

PBS with 0.1% sodium azide and 50% glycerol pH 7.3.

Storage

Store at -20°C. DO NOT ALIQUOT

Clonality

Polyclonal

Ig Type

Rabbit IgG

Applications


ELISA, IHC, WB, IF

Dilutions

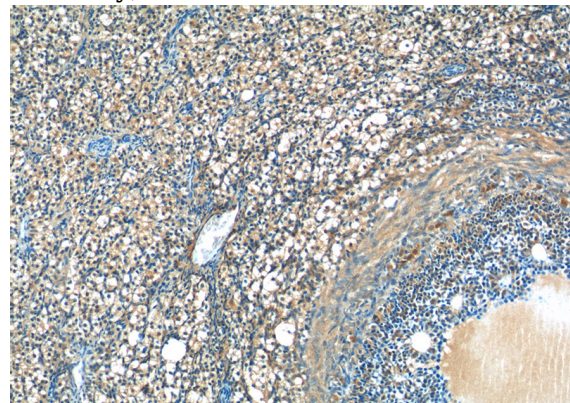
Recommended Dilution:

WB: 1:200-1:1000

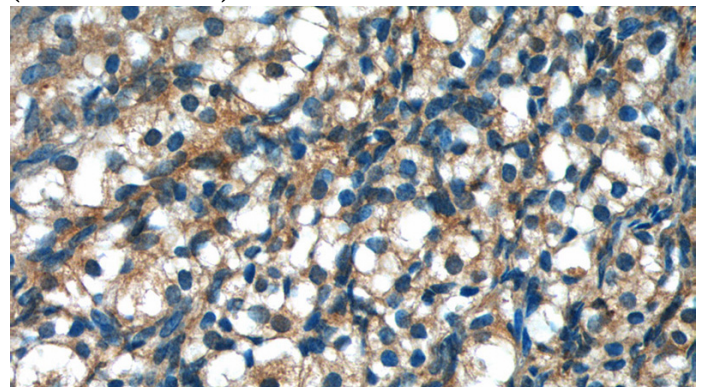
Validations



MCF-7 cells were subjected to SDS PAGE followed by western blot with Catalog No:116674(UHL5IP Antibody) at dilution of 1:300



Immunohistochemistry of paraffin-embedded human ovary tissue slide using Catalog No:116674(UHL5IP Antibody) at dilution of 1:50 (under 10x lens)



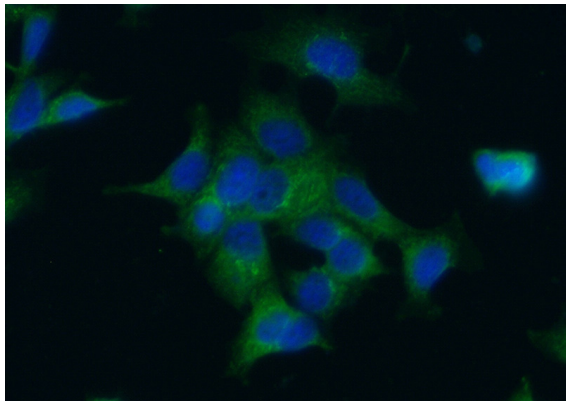
Immunohistochemistry of paraffin-embedded

UCHL5IP antibody



Catalog Number: 116674

human ovary tissue slide using Catalog No:116674(UCHL5IP Antibody) at dilution of 1:50 (under 40x lens)



Immunofluorescent analysis of (-20oc Ethanol) fixed MCF-7 cells using Catalog No:116674(UCHL5IP Antibody) at dilution of 1:50 and Alexa Fluor 488-conjugated AffiniPure Goat Anti-Rabbit IgG(H+L)