

# UBQLNL antibody

Catalog Number: 116661

## Product name

UBQLNL antibody

WB: 1:200-1:2000

IHC: 1:20-1:200

## Specificity


Human, Mouse; other species not tested.

IF: 1:10-1:100

## Antibody description

UBQLNL Rabbit Polyclonal antibody. Positive WB detected in human brain tissue, HepG2 cells, human heart tissue, Jurkat cells, mouse testis tissue. Positive IHC detected in human testis tissue, human colon tissue. Positive IF detected in A431 cells. Observed molecular weight by Western-blot: 70 kDa

## Validations



## Preparation

This antibody was obtained by immunization of UBQLNL recombinant protein (Accession Number: NM\_145053). Purification method: Antigen affinity purified.

human brain tissue were subjected to SDS PAGE followed by western blot with Catalog No:116661(UBQLNL antibody) at dilution of 1:500

## Formulation

PBS with 0.1% sodium azide and 50% glycerol pH 7.3.

## Storage

Store at -20°C. DO NOT ALIQUOT

## Clonality

Polyclonal

## Ig Type

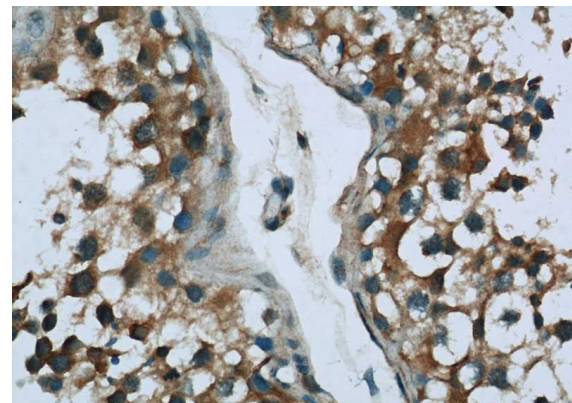
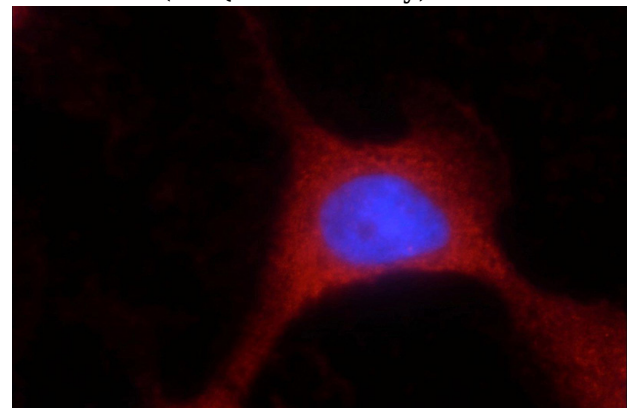
Rabbit IgG

## Applications

ELISA, WB, IHC, IF

## Dilutions

Recommended Dilution:

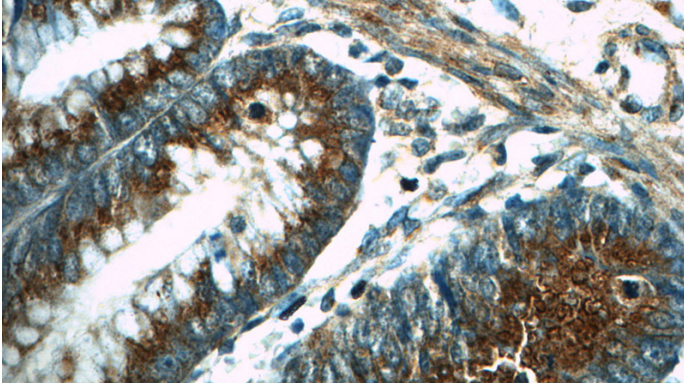


# UBQLNL antibody

Catalog Number: 116661

---

Immunohistochemistry of paraffin-embedded human testis tissue slide using Catalog No:116661(UBQLNL Antibody) at dilution of 1:50



Immunohistochemistry of paraffin-embedded human colon tissue slide using Catalog No:116661(UBQLNL Antibody) at dilution of 1:50