

# UBQLN3 antibody

Catalog Number: 116660

## Product name

UBQLN3 antibody

IHC: 1:20-1:200

IF: 1:20-1:200


## Specificity

Human, Mouse; other species not tested.

## Validations

## Antibody description

UBQLN3 Rabbit Polyclonal antibody. Positive WB detected in mouse testis tissue, HepG2 cells, human testis tissue. Positive IHC detected in human testis tissue. Positive IF detected in HepG2 cells. Observed molecular weight by Western-blot: 71 kDa



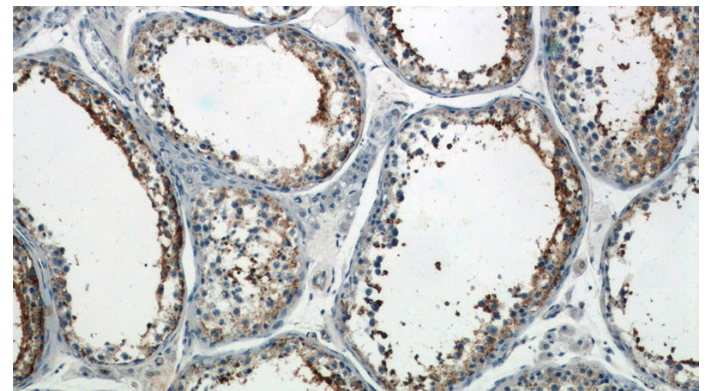
## Preparation

This antibody was obtained by immunization of UBQLN3 recombinant protein (Accession Number: NM\_017481). Purification method: Antigen affinity purified.

mouse testis tissue were subjected to SDS PAGE followed by western blot with Catalog No:116660(UBQLN3 antibody) at dilution of 1:2000

## Formulation

PBS with 0.02% sodium azide and 50% glycerol pH 7.3.



## Storage

Store at -20°C. DO NOT ALIQUOT

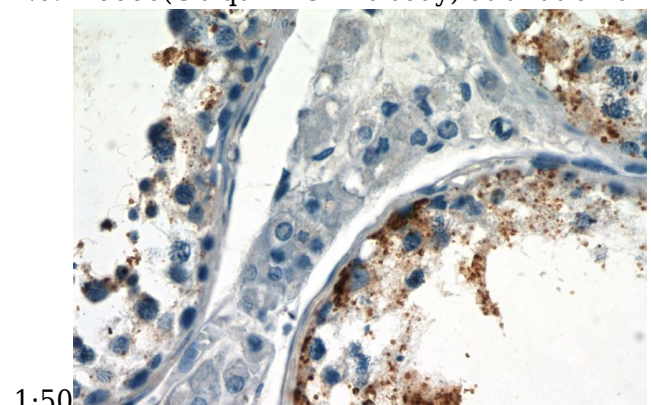
## Clonality

Polyclonal

Immunohistochemistry of paraffin-embedded human testis slide using Catalog No:116660(Ubiquilin 3 Antibody) at dilution of

## Ig Type

Rabbit IgG



## Applications

ELISA, WB, IHC, IF

## Dilutions

Recommended Dilution:

1:50

WB: 1:500-1:5000

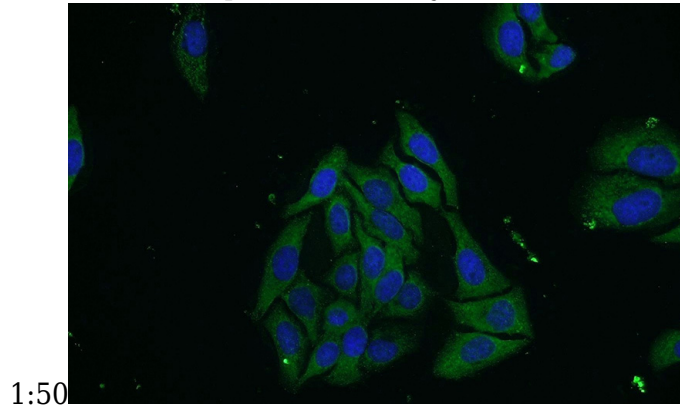
Immunohistochemistry of paraffin-embedded

# UBQLN3 antibody

Catalog Number: 116660

---

human testis slide using Catalog  
No:116660(Ubiquilin 3 Antibody) at dilution of



Immunofluorescent analysis of HepG2 cells using  
Catalog No:116660(Ubiquilin 3 Antibody) at  
dilution of 1:50 and Alexa Fluor 488-conjugated  
AffiniPure Goat Anti-Rabbit IgG(H+L)