

UBN1-Specific antibody

Catalog Number: 116654

Product name

UBN1-Specific antibody

Specificity

human, mouse, rat; other species not tested.

Antibody description

UBN1-Specific Rabbit Polyclonal antibody.
Positive WB detected in mouse liver tissue.
Positive IHC detected in human cervical cancer.
Observed molecular weight by Western-blot:
120-140kd

Preparation

This antibody was obtained by immunization of Peptide (Accession Number: NM_016936).
Purification method: Antigen affinity purified.

Formulation

PBS with 0.02% sodium azide and 50% glycerol
pH 7.3.

Storage

Store at -20°C. DO NOT ALIQUOT

Clonality

Polyclonal

Ig Type

Rabbit IgG

Applications

ELISA, WB, IHC


Dilutions

Recommended Dilution:

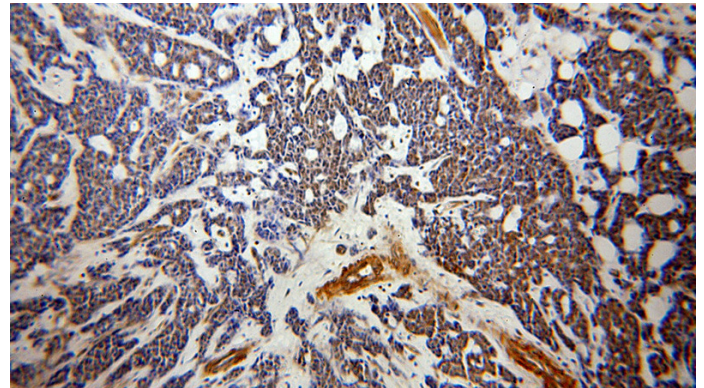
WB: 1:200-1:2000

IHC: 1:20-1:200

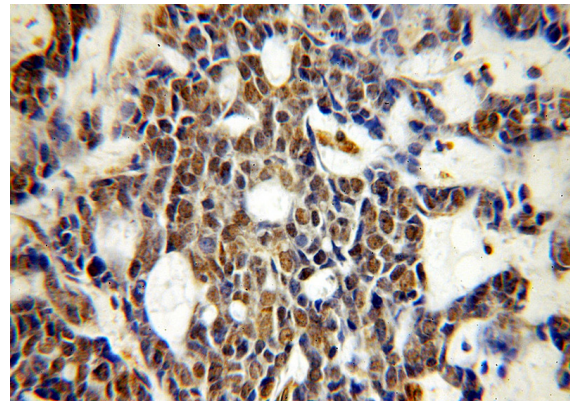
Validations



mouse liver tissue were subjected to SDS PAGE followed by western blot with Catalog No:116654(UBN1-Specific antibody) at dilution of 1:500



Immunohistochemical of paraffin-embedded human cervical cancer using Catalog No:116654(UBN1-Specific antibody) at dilution of 1:50 (under 10x lens)



Immunohistochemical of paraffin-embedded human cervical cancer using Catalog No:116654(UBN1-Specific antibody) at dilution of 1:50 (under 40x lens)