

UQCC2 antibody



Catalog Number: 116632

Product name

UQCC2 antibody

Immunogen

[Human C6orf125 Recombinant protein \(GST tag\)](#)

Specificity

Human; other species not tested.

Antibody description

UQCC2 Rabbit Polyclonal antibody. Positive WB detected in HEK-293 cells. Positive IHC detected in human liver cancer tissue, human breast cancer tissue. Positive IF detected in HepG2 cells. Observed molecular weight by Western-blot: 14 kDa

Preparation

This antibody was obtained by immunization of UQCC2 recombinant protein (Accession Number: NM_032340). Purification method: Antigen affinity purified.

Formulation

PBS with 0.1% sodium azide and 50% glycerol pH 7.3.

Storage

Store at -20°C. DO NOT ALIQUOT

Clonality

Polyclonal

Ig Type

Rabbit IgG

Applications

ELISA, WB, IHC, IF

Dilutions

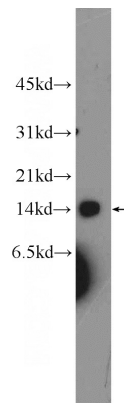
Recommended Dilution:

WB: 1:200-1:2000

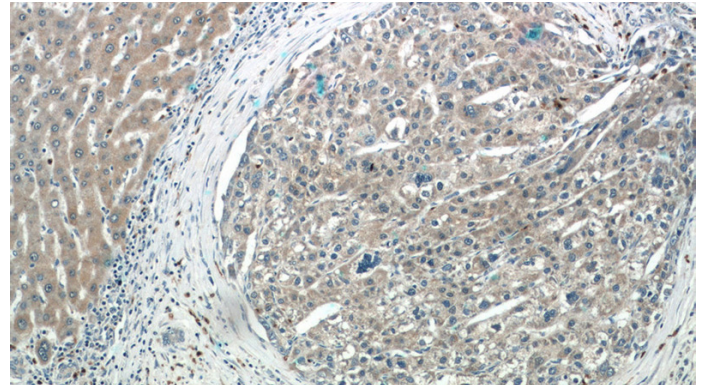
IHC: 1:20-1:200

IF: 1:20-1:200

Validations



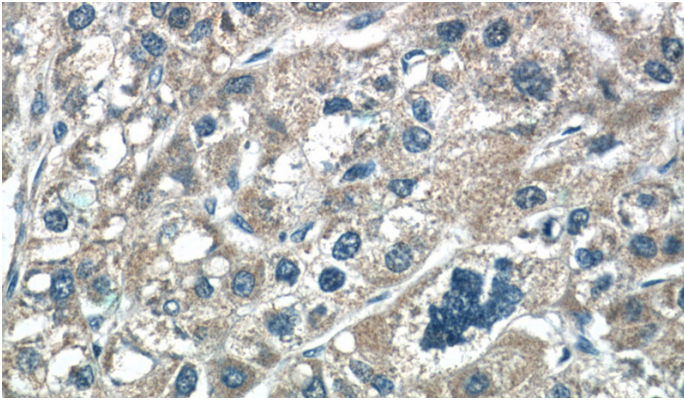
HEK-293 cells were subjected to SDS PAGE followed by western blot with Catalog No:116632(C6orf125 Antibody) at dilution of 1:600



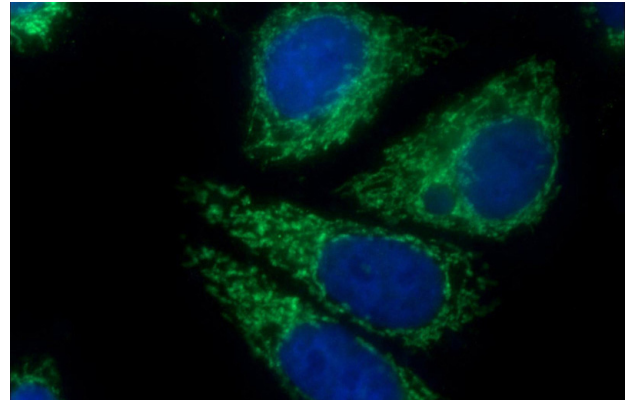
Immunohistochemistry of paraffin-embedded human liver cancer tissue slide using Catalog No:116632(C6orf125 Antibody) at dilution of 1:50 (under 10x lens)

UQCC2 antibody

Catalog Number: 116632



Immunohistochemistry of paraffin-embedded human liver cancer tissue slide using Catalog No:116632(C6orf125 Antibody) at dilution of 1:50 (under 40x lens)



Immunofluorescent analysis of HepG2 cells using Catalog No:116632(C6orf125 Antibody) at dilution of 1:50 and Alexa Fluor 488-conjugated AffiniPure Goat Anti-Rabbit IgG(H+L)