

UPK3B antibody

Catalog Number: 116631

Product name

UPK3B antibody

Specificity

Human, Mouse; other species not tested.

Antibody description

UPK3B Rabbit Polyclonal antibody. Positive IHC detected in human bladder tissue. Positive IP detected in mouse testis tissue. Observed molecular weight by Western-blot: 34 kDa

Preparation

This antibody was obtained by immunization of UPK3B recombinant protein (Accession Number: BC004304). Purification method: Antigen affinity purified.

Formulation

PBS with 0.1% sodium azide and 50% glycerol pH 7.3.

Storage

Store at -20°C. DO NOT ALIQUOT

Clonality

Polyclonal

Ig Type

Rabbit IgG

Applications

ELISA, IHC, IP

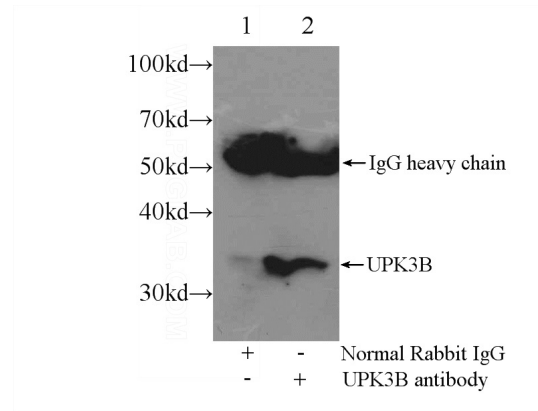
Dilutions

Recommended Dilution:

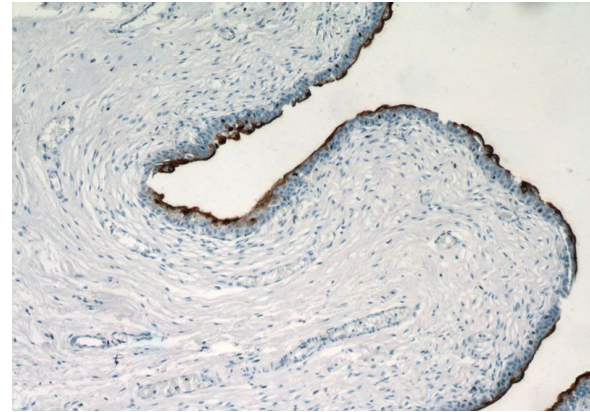
IP: 1:200-1:1000

IHC: 1:20-1:200

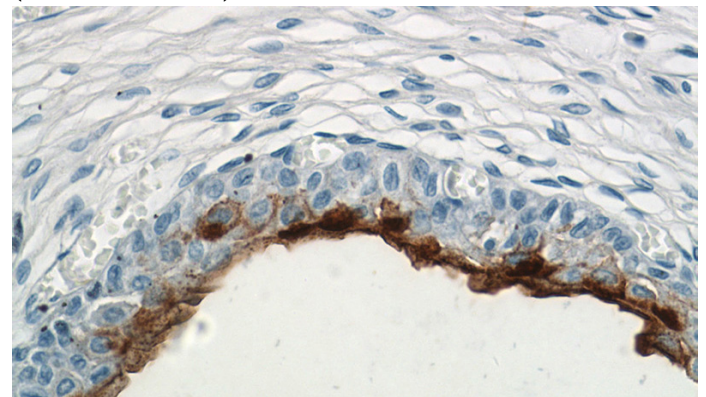
Validations



IP Result of anti-UPK3B (IP:Catalog No:116631, 2ug; Detection:Catalog No:116631 1:300) with mouse testis tissue lysate 4000ug.



Immunohistochemistry of paraffin-embedded human bladder tissue slide using Catalog No:116631(UPK3B Antibody) at dilution of 1:100 (under 10x lens)



Immunohistochemistry of paraffin-embedded human bladder tissue slide using Catalog No:116631(UPK3B Antibody) at dilution of 1:100 (under 40x lens)