

# UNC45A antibody



Catalog Number: 116612

## Product name

UNC45A antibody

IP: 1:200-1:1000

IHC: 1:20-1:200

## Specificity

Human, Mouse, Rat; other species not tested.

## Antibody description

UNC45A Rabbit Polyclonal antibody. Positive IP detected in K-562 cells. Positive WB detected in mouse ovary tissue, mouse lung tissue. Positive IHC detected in human stomach tissue, human tonsil tissue. Observed molecular weight by Western-blot: 100 kDa

## Preparation

This antibody was obtained by immunization of Peptide (Accession Number: NM\_018671). Purification method: Antigen affinity purified.

## Formulation

PBS with 0.02% sodium azide and 50% glycerol pH 7.3.

## Storage

Store at -20°C. DO NOT ALIQUOT

## Clonality

Polyclonal

## Ig Type

Rabbit IgG

## Applications


ELISA, IHC, IP, WB

## Dilutions

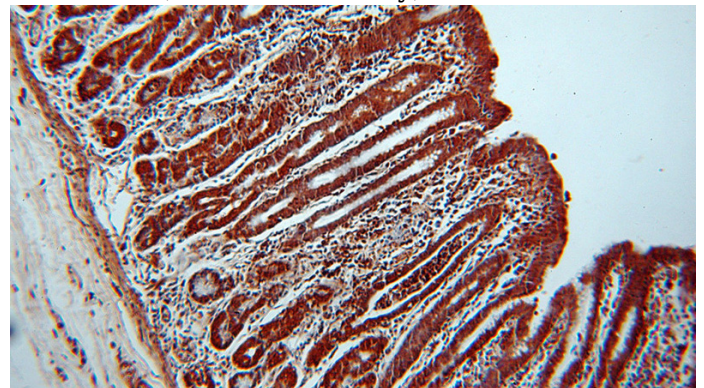
Recommended Dilution:

WB: 1:200-1:1000

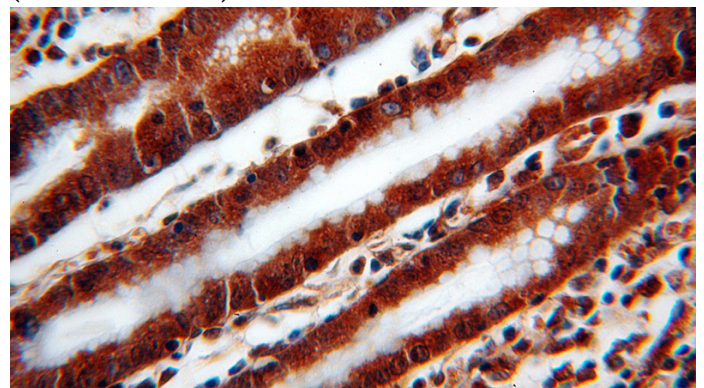
## Validations



mouse ovary tissue were subjected to SDS PAGE followed by western blot with Catalog No:116612(UNC45A antibody) at dilution of 1:300



Immunohistochemical of paraffin-embedded human stomach using Catalog No:116612(UNC45A antibody) at dilution of 1:100 (under 10x lens)



Immunohistochemical of paraffin-embedded

# UNC45A antibody

Catalog Number: 116612

---

human stomach using Catalog No:116612(UNC45A antibody) at dilution of 1:100 (under 40x lens)

IP Result of anti-UNC45A (IP:Catalog No:116612, 4ug; Detection:Catalog No:116612 1:300) with K-562 cells lysate 3600ug.

