

USP32 antibody



Catalog Number: 116605

Product name

USP32 antibody

Specificity

Human, Mouse; other species not tested.

Antibody description

USP32 Rabbit Polyclonal antibody. Positive WB detected in HeLa cells. Positive IP detected in HeLa cells. Positive IHC detected in human pancreas tissue. Observed molecular weight by Western-blot: 182 kDa

Preparation

This antibody was obtained by immunization of Peptide (Accession Number: BC094680). Purification method: Antigen affinity purified.

Formulation

PBS with 0.02% sodium azide and 50% glycerol pH 7.3.

Storage

Store at -20°C. DO NOT ALIQUOT

Clonality

Polyclonal

Ig Type

Rabbit IgG

Applications

ELISA, WB, IHC, IP

Dilutions


Recommended Dilution:

WB: 1:500-1:5000

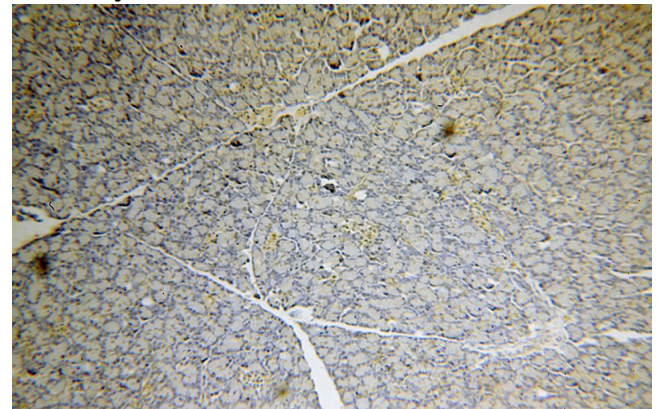
IP: 1:200-1:2000

IHC: 1:20-1:200

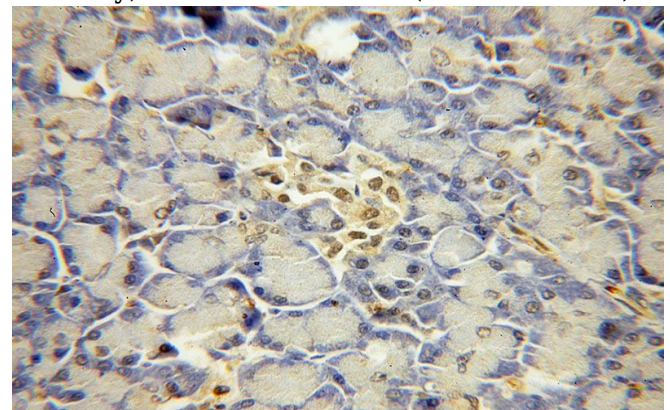
Validations



HeLa cells were subjected to SDS PAGE followed by western blot with Catalog No:116605(USP32 antibody) at dilution of 1:400



Immunohistochemical of paraffin-embedded human pancreas using Catalog No:116605(USP32 antibody) at dilution of 1:100 (under 10x lens)



Immunohistochemical of paraffin-embedded human pancreas using Catalog No:116605(USP32 antibody) at dilution of 1:100 (under 40x lens)

USP32 antibody

Catalog Number: 116605

IP Result of anti-USP32 (IP:Catalog No:116605, 4ug; Detection:Catalog No:116605 1:500) with HeLa cells lysate 4000ug.

