

USP2 antibody



Catalog Number: 116596

Product name

USP2 antibody

WB: 1:200-1:2000

IHC: 1:20-1:200


Specificity

Human, Mouse, Rat; other species not tested.

Validations

Antibody description

USP2 Rabbit Polyclonal antibody. Positive WB detected in mouse brain tissue, MCF7 cells, mouse kidney tissue, rat brain tissue. Positive IHC detected in human breast cancer tissue, human prostate cancer tissue, human skeletal muscle tissue. Observed molecular weight by Western-blot: 69kd



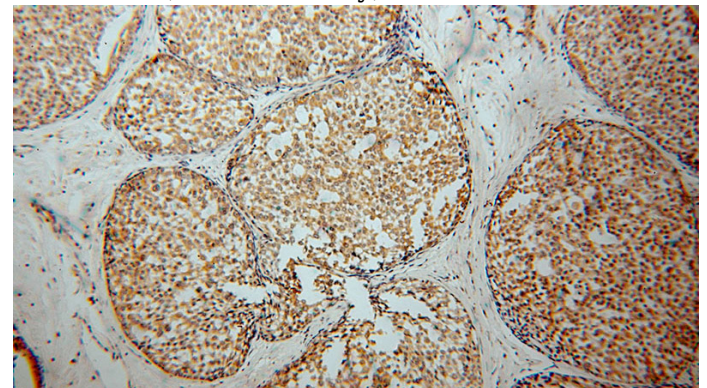
Preparation

This antibody was obtained by immunization of USP2 recombinant protein (Accession Number: XM_005271721). Purification method: Antigen affinity purified.

mouse brain tissue were subjected to SDS PAGE followed by western blot with Catalog No:116596(USP2 antibody) at dilution of 1:500

Formulation

PBS with 0.1% sodium azide and 50% glycerol pH 7.3.



Storage

Store at -20°C. DO NOT ALIQUOT

Clonality

Polyclonal

Ig Type

Rabbit IgG

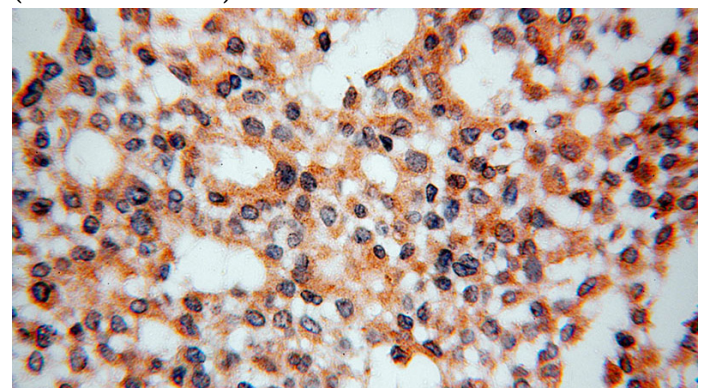
Applications

ELISA, WB, IHC

Dilutions

Recommended Dilution:

Immunohistochemical of paraffin-embedded human breast cancer using Catalog No:116596(USP2 antibody) at dilution of 1:50 (under 10x lens)



Immunohistochemical of paraffin-embedded

USP2 antibody



Catalog Number: 116596

human breast cancer using Catalog

No:116596(USP2 antibody) at dilution of 1:50
(under 40x lens)