

USP10 antibody

Catalog Number: 116586

Product name

USP10 antibody

IP: 1:200-1:2000

IF: 1:10-1:100

Specificity

Human, Mouse, Rat; other species not tested.

Antibody description

USP10 Rabbit Polyclonal antibody. Positive IF detected in HeLa cells. Positive WB detected in HeLa cells, HEK-293 cells, human brain tissue, mouse tongue tissue. Positive IP detected in HeLa cells. Observed molecular weight by Western-blot: 100 kDa

Preparation

This antibody was obtained by immunization of USP10 recombinant protein (Accession Number: NM_005153). Purification method: Antigen affinity purified.

Formulation

PBS with 0.02% sodium azide and 50% glycerol pH 7.3.

Storage

Store at -20°C. DO NOT ALIQUOT

Clonality

Polyclonal

Ig Type

Rabbit IgG

Applications


ELISA, WB, IF, IP

Dilutions

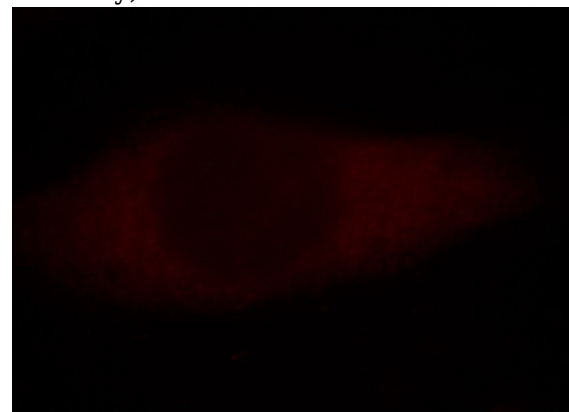
Recommended Dilution:

WB: 1:500-1:5000

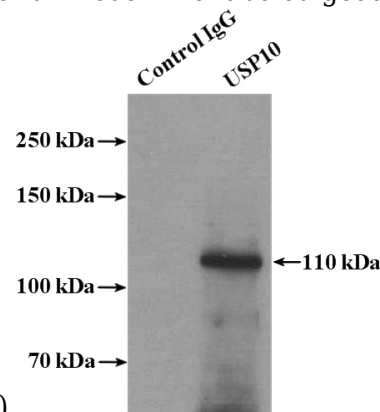
Validations



HeLa cells were subjected to SDS PAGE followed by western blot with Catalog No:116586(USP10 antibody) at dilution of 1:500



Immunofluorescent analysis of HeLa cells, using USP10 antibody Catalog No:116586 at 1:25 dilution and Rhodamine-labeled goat anti-rabbit



IgG (red).

IP Result of anti-USP10 (IP:Catalog No:116586,

USP10 antibody



Catalog Number: 116586

4ug; Detection:Catalog No:116586 1:500) with HeLa cells lysate 3200ug.