

Uroguanylin antibody



Catalog Number: 116576

Product name

Uroguanylin antibody

Specificity

Human, Mouse, Rat; other species not tested.

Antibody description

Uroguanylin Rabbit Polyclonal antibody. Positive IF detected in HepG2 cells. Positive IHC detected in human kidney tissue, human colon tissue, human pancreas cancer tissue, human pancreas tissue. Positive WB detected in mouse pancreas tissue, mouse colon tissue, mouse small intestine tissue, rat pancreas tissue. Observed molecular weight by Western-blot: 12-13 kDa

Preparation

This antibody was obtained by immunization of Uroguanylin recombinant protein (Accession Number: NM_007102). Purification method: Antigen affinity purified.

Formulation

PBS with 0.1% sodium azide and 50% glycerol pH 7.3.

Storage

Store at -20°C. DO NOT ALIQUOT

Clonality

Polyclonal

Ig Type

Rabbit IgG

Applications

ELISA, WB, IF, IHC

Dilutions


Recommended Dilution:

WB: 1:500-1:5000

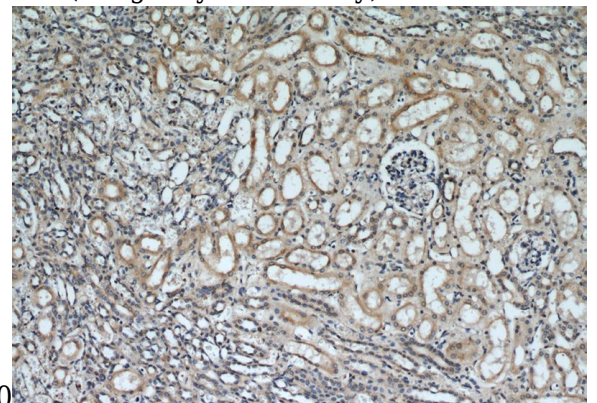
IHC: 1:20-1:200

IF: 1:20-1:200

Validations



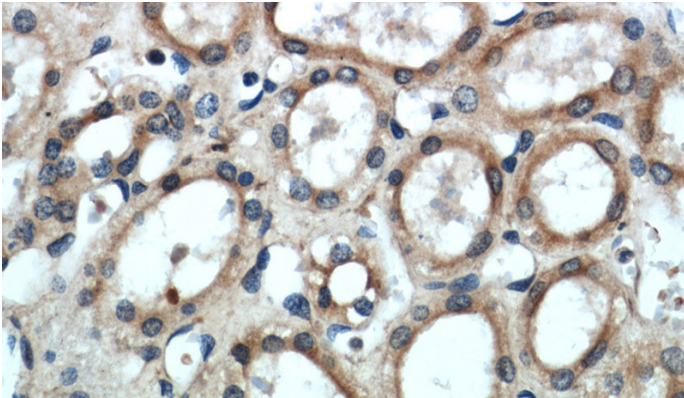
mouse pancreas tissue were subjected to SDS PAGE followed by western blot with Catalog No:116576(Uroguanylin antibody) at dilution of



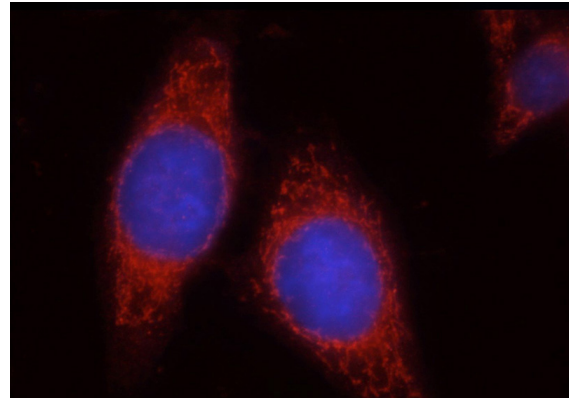
1:1000
Immunohistochemical of paraffin-embedded human kidney using Catalog No:116576(Uroguanylin antibody) at dilution of 1:50 (under 10x lens)

Uroguanylin antibody

Catalog Number: 116576



Immunohistochemical of paraffin-embedded human kidney using Catalog No:116576(Uroguanylin antibody) at dilution of 1:50 (under 40x lens)



Immunofluorescent analysis of HepG2 cells using Catalog No:116576(Uroguanylin Antibody) at dilution of 1:50 and and Rhodamine-labeled goat anti-rabbit IgG (red).