

UGT2B4 antibody

Catalog Number: 116558

Product name

UGT2B4 antibody

Recommended Dilution:

WB: 1:200-1:2000

Immunogen

[Human UGT2B4 Recombinant protein \(His tag\)](#)

IHC: 1:20-1:200

IF: 1:10-1:100


Specificity

human; other species not tested.

Validations

Antibody description

UGT2B4 Rabbit Polyclonal antibody. Positive WB detected in human liver tissue. Positive IF detected in HepG2. Positive IHC detected in human liver. Observed molecular weight by Western-blot: 52-55kd



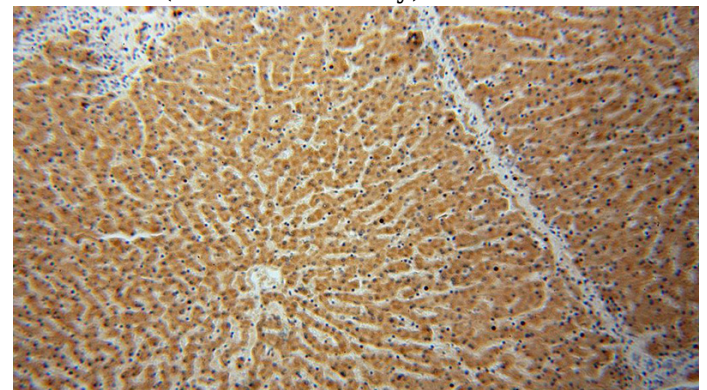
Preparation

This antibody was obtained by immunization of UGT2B4 recombinant protein (Accession Number: NM_021139). Purification method: Antigen affinity purified.

human liver tissue were subjected to SDS PAGE followed by western blot with Catalog No:116558(UGT2B4 antibody) at dilution of 1:500

Formulation

PBS with 0.02% sodium azide and 50% glycerol pH 7.3.



Storage

Store at -20°C. DO NOT ALIQUOT

Clonality

Polyclonal

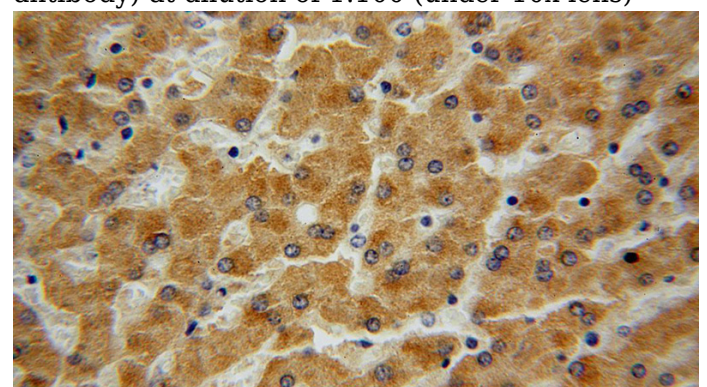
Immunohistochemical of paraffin-embedded human liver using Catalog No:116558(UGT2B4 antibody) at dilution of 1:100 (under 10x lens)

Ig Type

Rabbit IgG

Applications

ELISA, WB, IHC, IF

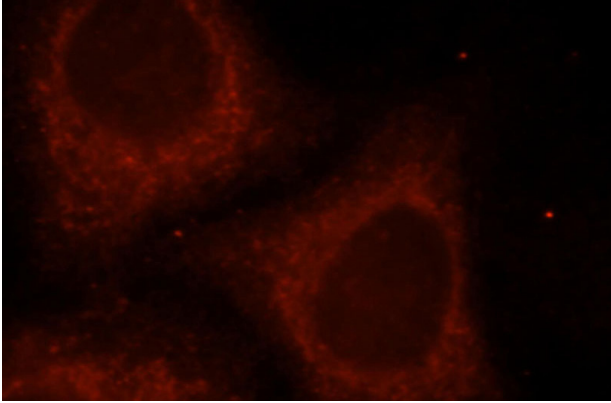


Dilutions

UGT2B4 antibody

Catalog Number: 116558

Immunohistochemical of paraffin-embedded human liver using Catalog No:116558(UGT2B4 antibody) at dilution of 1:100 (under 40x lens)



Immunofluorescent analysis of HepG2 cells, using UGT2B4 antibody Catalog No:116558 at 1:25 dilution and Rhodamine-labeled goat anti-rabbit IgG (red).