

UBE2D4 antibody

Catalog Number: 116520

Product name

UBE2D4 antibody

Specificity

human, mouse, rat; other species not tested.

Antibody description

UBE2D4 Rabbit Polyclonal antibody. Positive WB detected in mouse brain tissue, human testis tissue. Positive IHC detected in human breast cancer. Observed molecular weight by Western-blot: 17kd

Preparation

This antibody was obtained by immunization of UBE2D4 recombinant protein (Accession Number: NM_015983). Purification method: Antigen affinity purified.

Formulation

PBS with 0.02% sodium azide and 50% glycerol pH 7.3.

Storage

Store at -20°C. DO NOT ALIQUOT

Clonality

Polyclonal

Ig Type

Rabbit IgG

Applications

ELISA, WB, IHC


Dilutions

Recommended Dilution:

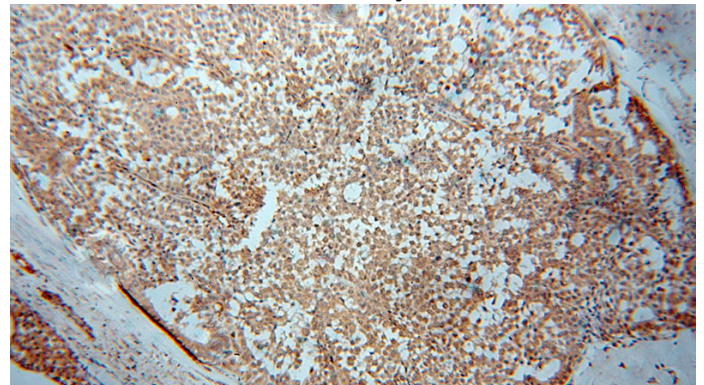
WB: 1:500-1:5000

IHC: 1:20-1:200

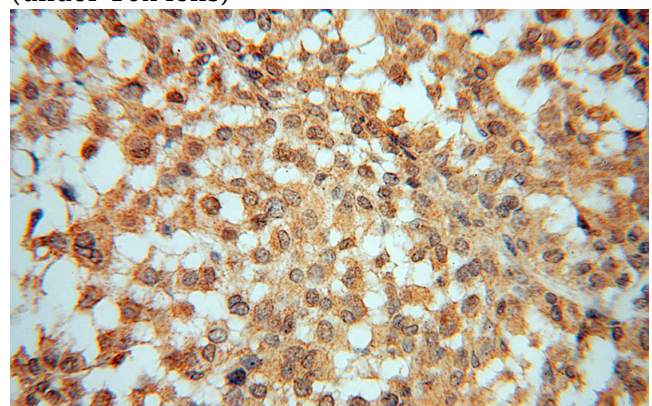
Validations



mouse brain tissue were subjected to SDS PAGE followed by western blot with Catalog No:116520(UBE2D4 antibody) at dilution of 1:500



Immunohistochemical of paraffin-embedded human breast cancer using Catalog No:116520(UBE2D4 antibody) at dilution of 1:50 (under 10x lens)



Immunohistochemical of paraffin-embedded human breast cancer using Catalog No:116520(UBE2D4 antibody) at dilution of 1:50

UBE2D4 antibody



Catalog Number: 116520

(under 40x lens)