

# TXK antibody



Catalog Number: 116505

## Product name

TXK antibody

## Specificity

human; other species not tested.

## Antibody description

TXK Rabbit Polyclonal antibody. Positive IF detected in Hela. Positive IHC detected in human lymphoma.

## Preparation

This antibody was obtained by immunization of Peptide (Accession Number: NM\_003328). Purification method: Antigen affinity purified.

## Formulation

PBS with 0.02% sodium azide and 50% glycerol pH 7.3.

## Storage

Store at -20°C. DO NOT ALIQUOT

## Clonality

Polyclonal

## Ig Type

Rabbit IgG

## Applications

ELISA, IHC, IF

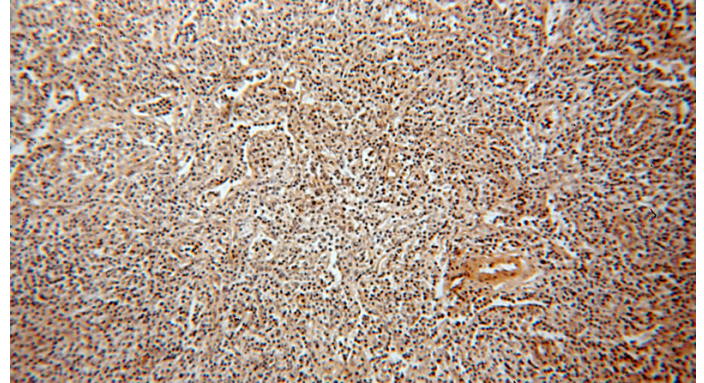
## Dilutions

Recommended Dilution:

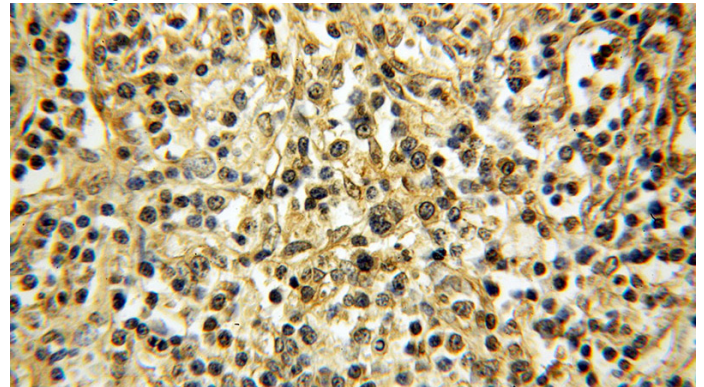
IHC: 1:20-1:200

IF: 1:10-1:100

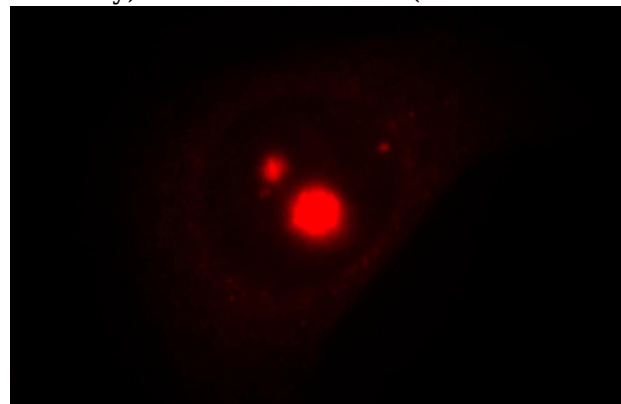
## Validations



Immunohistochemical of paraffin-embedded human lymphoma using Catalog No:116505(TXK antibody) at dilution of 1:100 (under 10x lens)



Immunohistochemical of paraffin-embedded human lymphoma using Catalog No:116505(TXK antibody) at dilution of 1:100 (under 40x lens)



Immunofluorescent analysis of Hela cells, using TXK antibody Catalog No:116505 at 1:25 dilution and Rhodamine-labeled goat anti-rabbit IgG (red).