

TXNRD2 antibody



Catalog Number: 116459

Product name

TXNRD2 antibody

IHC: 1:20-1:200

IF: 1:20-1:200

Specificity

Human, Mouse, Rat; other species not tested.

Antibody description

TXNRD2 Rabbit Polyclonal antibody. Positive IF detected in HepG2 cells. Positive IHC detected in human endometrial cancer tissue. Positive WB detected in HepG2 cells, HeLa cells, Jurkat cells, MCF7 cells, rat liver tissue. Observed molecular weight by Western-blot: 54 kDa

Preparation

This antibody was obtained by immunization of TXNRD2 recombinant protein (Accession Number: BC007489). Purification method: Antigen affinity purified.

Formulation

PBS with 0.02% sodium azide and 50% glycerol pH 7.3.

Storage

Store at -20°C. DO NOT ALIQUOT

Clonality

Polyclonal

Ig Type

Rabbit IgG

Applications


ELISA, WB, IHC, IF

Dilutions

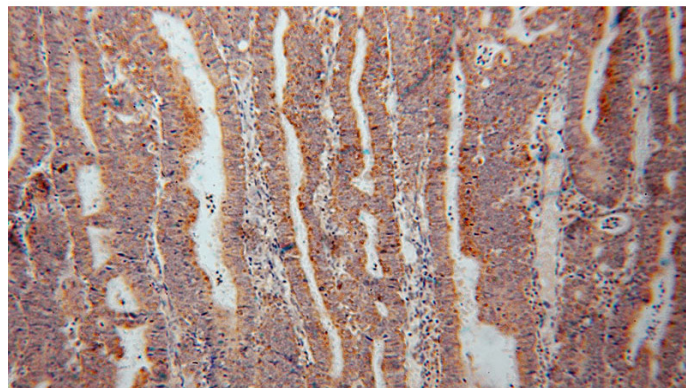
Recommended Dilution:

WB: 1:500-1:5000

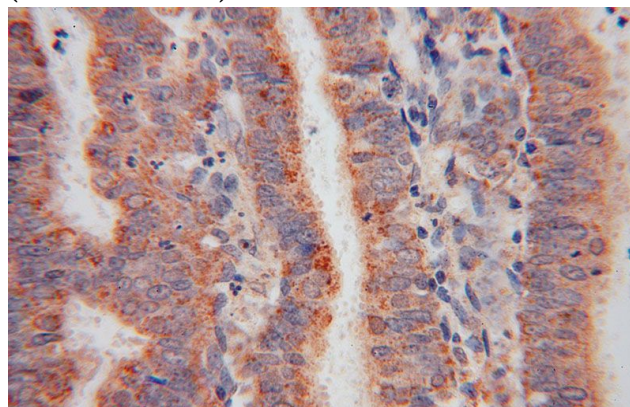
Validations



HepG2 cells were subjected to SDS PAGE followed by western blot with Catalog No:116459(TXNRD2 antibody) at dilution of 1:400



Immunohistochemical of paraffin-embedded human endometrial cancer using Catalog No:116459(TXNRD2 antibody) at dilution of 1:50 (under 10x lens)



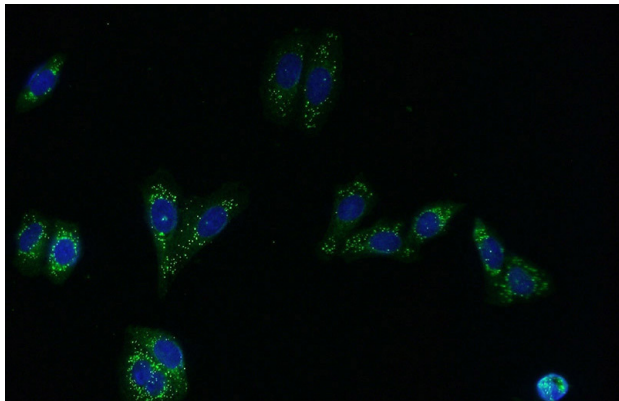
Immunohistochemical of paraffin-embedded

TXNRD2 antibody



Catalog Number: 116459

human endometrial cancer using Catalog
No:116459(TXNRD2 antibody) at dilution of 1:50
(under 40x lens)



Immunofluorescent analysis of (-20oc Ethanol)
fixed HepG2 cells using Catalog
No:116459(TXNRD2 Antibody) at dilution of 1:50
and Alexa Fluor 488-conjugated AffiniPure Goat
Anti-Rabbit IgG(H+L)