

TSPAN1 antibody

Catalog Number: 116440

Product name

TSPAN1 antibody

Specificity

Human, Mouse, Rat; other species not tested.

Antibody description

TSPAN1 Rabbit Polyclonal antibody. Positive IHC detected in human colon tissue. Positive WB detected in HeLa cells, COLO 320 cells, rat colon tissue. Observed molecular weight by Western-blot: 26-35kd

Preparation

This antibody was obtained by immunization of TSPAN1 recombinant protein (Accession Number: NM_005727). Purification method: Antigen affinity purified.

Formulation

PBS with 0.1% sodium azide and 50% glycerol pH 7.3.

Storage

Store at -20°C. DO NOT ALIQUOT

Clonality

Polyclonal

Ig Type

Rabbit IgG

Applications

ELISA, WB, IHC


Dilutions

Recommended Dilution:

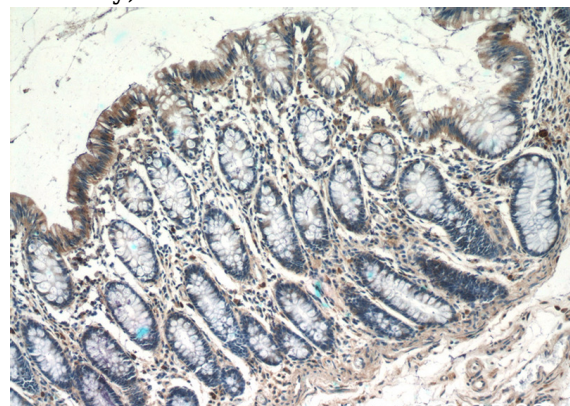
WB: 1:200-1:1000

IHC: 1:20-1:200

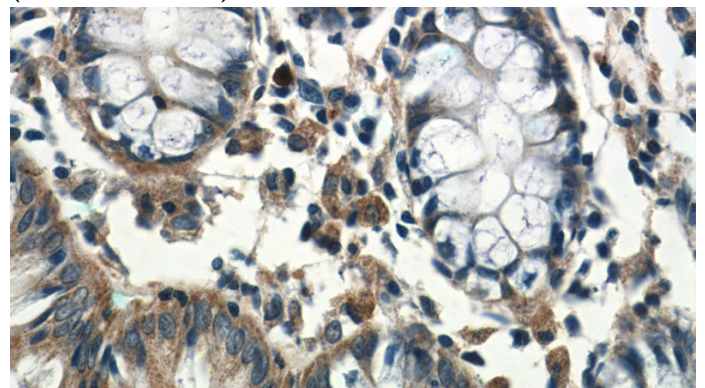
Validations



HeLa cells were subjected to SDS PAGE followed by western blot with Catalog No:116440(TSPAN1 antibody) at dilution of 1:300



Immunohistochemistry of paraffin-embedded human colon tissue slide using Catalog No:116440(TSPAN1 Antibody) at dilution of 1:50 (under 10x lens)



Immunohistochemistry of paraffin-embedded human colon tissue slide using Catalog No:116440(TSPAN1 Antibody) at dilution of 1:50

TSPAN1 antibody



Catalog Number: 116440

(under 40x lens)