

TSC22D1 antibody

Catalog Number: 116423

Product name

TSC22D1 antibody

WB: 1:200-1:2000

IP: 1:200-1:2000

Specificity


Human, Rat, Mouse; other species not tested.

IHC: 1:20-1:200

Antibody description

TSC22D1 Rabbit Polyclonal antibody. Positive WB detected in human brain tissue, A549 cells, rat brain tissue. Positive IP detected in rat brain tissue. Positive IHC detected in human brain tissue, human gliomas tissue, human testis tissue. Observed molecular weight by Western-blot: 16 kDa

Validations



Preparation

This antibody was obtained by immunization of TSC22D1 recombinant protein (Accession Number: NM_006022). Purification method: Protein A purified.

human brain tissue were subjected to SDS PAGE followed by western blot with Catalog No:116423(TSC22D1 antibody) at dilution of

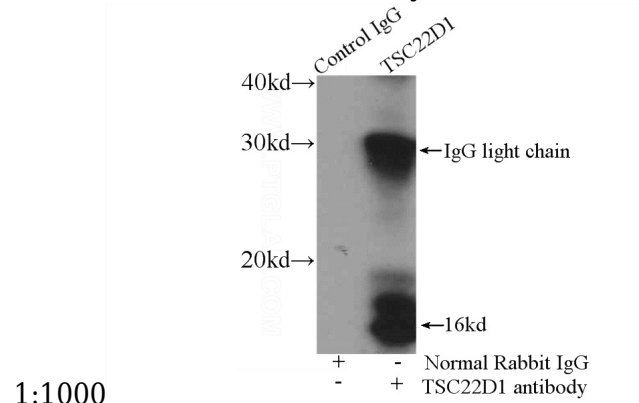
Formulation

PBS with 0.1% sodium azide and 50% glycerol pH 7.3.

1:1000

Storage

Store at -20°C. DO NOT ALIQUOT



Clonality

Polyclonal

IP Result of anti-TSC22D1 (IP:Catalog No:116423, 4ug; Detection:Catalog No:116423 1:500) with rat brain tissue lysate 4000ug.

Ig Type

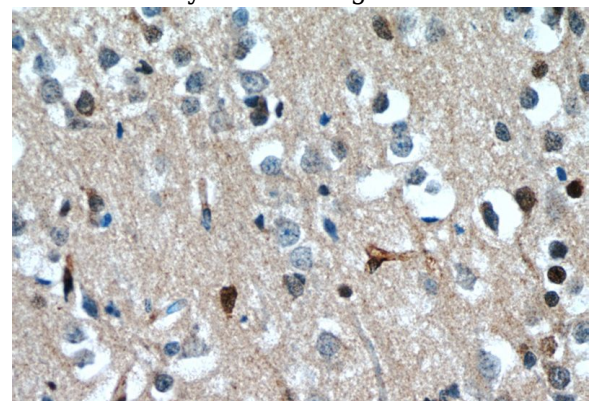
Rabbit IgG

Applications

ELISA, WB, IHC, IP

Dilutions

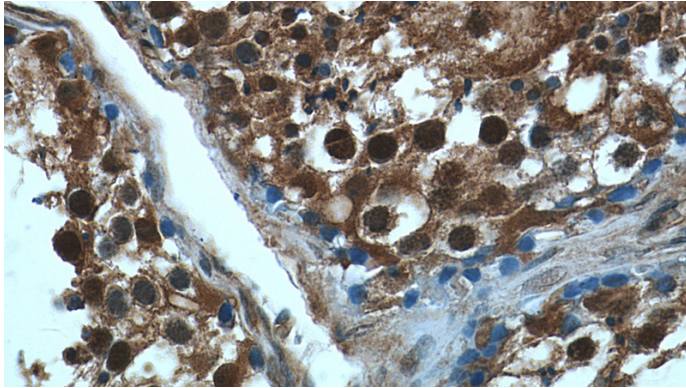
Recommended Dilution:



TSC22D1 antibody

Catalog Number: 116423

Immunohistochemistry of paraffin-embedded human brain tissue slide using Catalog No:116423(TSC22D1 Antibody) at dilution of 1:50 (under 40x lens)



Immunohistochemistry of paraffin-embedded human testis tissue slide using Catalog No:116423(TSC22D1 Antibody) at dilution of 1:50 (under 40x lens)