

TRPM5 antibody

Catalog Number: 116411

Product name

TRPM5 antibody

IP: 1:200-1:1000

IF: N/A

Specificity

Human, Mouse, Rat; other species not tested.

Antibody description

TRPM5 Rabbit Polyclonal antibody. Positive IP detected in mouse liver tissue. Positive WB detected in mouse colon tissue. Positive IF detected in mouse olfactory epithelium tissue. Observed molecular weight by Western-blot: 98 kDa

Preparation

This antibody was obtained by immunization of TRPM5 recombinant protein (Accession Number: NM_014555). Purification method: Antigen affinity purified.

Formulation

PBS with 0.02% sodium azide and 50% glycerol pH 7.3.

Storage

Store at -20°C. DO NOT ALIQUOT

Clonality

Polyclonal

Ig Type

Rabbit IgG

Applications


ELISA, WB, IF, IP

Dilutions

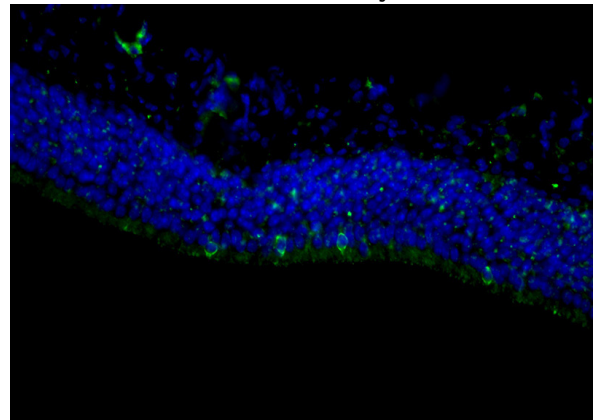
Recommended Dilution:

WB: 1:500-1:5000

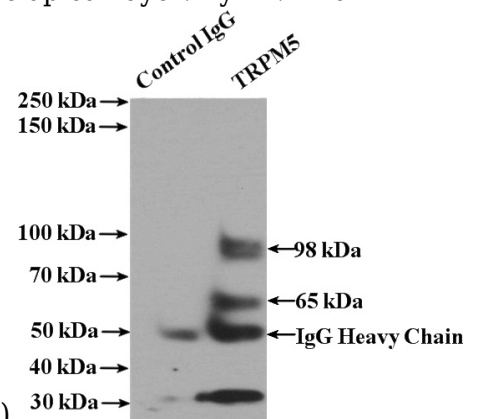
Validations



mouse colon tissue were subjected to SDS PAGE followed by western blot with Catalog No:116411 (TRPM5 antibody) at dilution of 1:1000



Fluorescent IHC on 1% PLP fixed frozen mouse olfactory epithelium tissue of TRPM5 antibody (Catalog No:116411, 1:200). Microvillar cell staining in the apical layer. By Dr. Brian Lin



(Schwob Lab).

TRPM5 antibody



Catalog Number: 116411

IP Result of anti-TRPM5 (IP:Catalog No:116411,

4ug; Detection:Catalog No:116411 1:300) with mouse liver tissue lysate 4000ug.