

TRPC4AP antibody



Catalog Number: 116407

Product name

TRPC4AP antibody

IP: 1:200-1:1000

IHC: 1:20-1:200

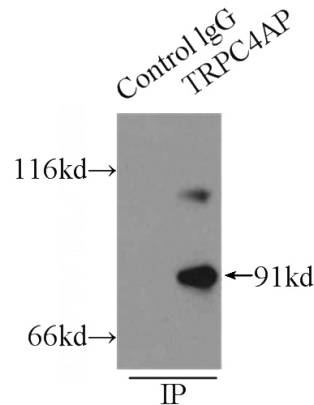
Specificity

Human, Mouse, Rat; other species not tested.

Validations

Antibody description

TRPC4AP Rabbit Polyclonal antibody. Positive WB detected in human heart tissue. Positive IP detected in mouse heart tissue. Positive IHC detected in human prostate cancer tissue, human breast cancer tissue. Observed molecular weight by Western-blot: 91 kDa



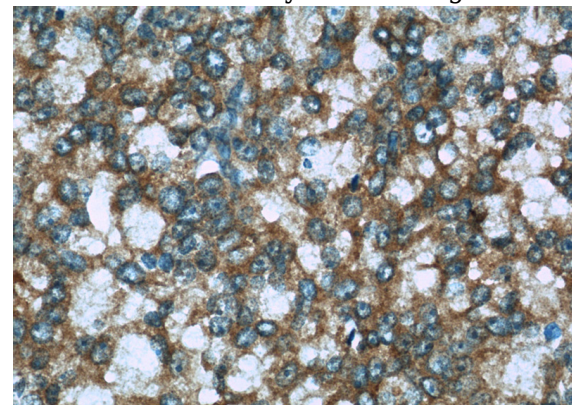
Preparation

This antibody was obtained by immunization of TRPC4AP recombinant protein (Accession Number: XM_047440095). Purification method: Antigen affinity purified.

IP Result of anti-TRPC4AP (IP:Catalog No:116407, 5ug; Detection:Catalog No:116407 1:200) with mouse heart tissue lysate 6000ug.

Formulation

PBS with 0.02% sodium azide and 50% glycerol pH 7.3.



Storage

Store at -20°C. DO NOT ALIQUOT

Clonality

Polyclonal

Ig Type

Rabbit IgG

Applications

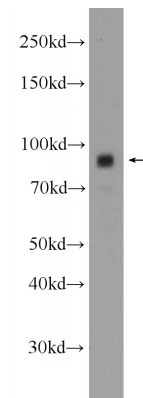
ELISA, IP, IHC, WB

Dilutions

Recommended Dilution:

WB: 1:200-1:1000

Immunohistochemistry of paraffin-embedded human prostate cancer slide using Catalog No:116407(TRPC4AP Antibody) at dilution of 1:50



human heart tissue were subjected to SDS PAGE followed by western blot with Catalog

TRPC4AP antibody



Catalog Number: 116407

No:116407(TRPC4AP Antibody) at dilution of 1:300