

TRPC4 antibody



Catalog Number: 116406

Product name

TRPC4 antibody

Immunogen

[Human TRPC4 Recombinant protein \(GST tag\)](#)

Specificity

Human, Mouse, Rat; other species not tested.

Antibody description

TRPC4 Rabbit Polyclonal antibody. Positive IHC detected in human kidney tissue. Positive WB detected in mouse brain tissue, HEK-293 cells. Observed molecular weight by Western-blot: 100-120kd

Preparation

This antibody was obtained by immunization of TRPC4 recombinant protein (Accession Number: NM_016179). Purification method: Antigen affinity purified.

Formulation

PBS with 0.02% sodium azide and 50% glycerol pH 7.3.

Storage

Store at -20°C. DO NOT ALIQUOT

Clonality

Polyclonal

Ig Type

Rabbit IgG

Applications

ELISA, WB, IHC


Dilutions

Recommended Dilution:

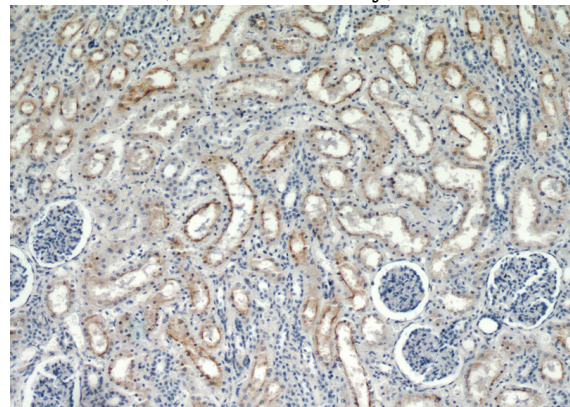
WB: 1:500-1:5000

IHC: 1:20-1:200

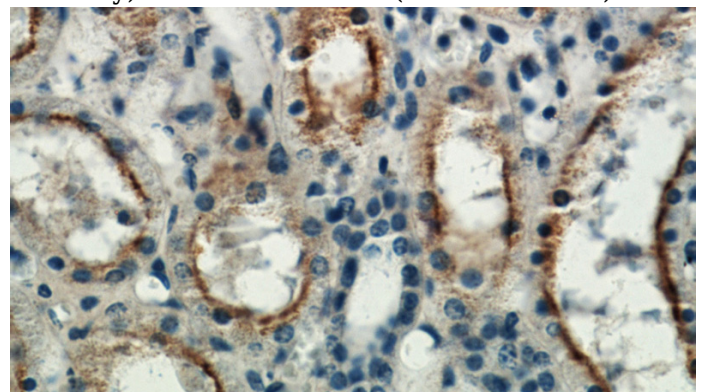
Validations



mouse brain tissue were subjected to SDS PAGE followed by western blot with Catalog No:116406(TRPC4 antibody) at dilution of 1:500



Immunohistochemical of paraffin-embedded human kidney using Catalog No:116406(TRPC4 antibody) at dilution of 1:50 (under 10x lens)



TRPC4 antibody



Catalog Number: 116406

Immunohistochemical of paraffin-embedded

human kidney using Catalog No:116406(TRPC4 antibody) at dilution of 1:50 (under 40x lens)