

# TRNAU1AP,SECP43 antibody



Catalog Number: 116401

## Product name

TRNAU1AP,SECP43 antibody

## Specificity

Human,Mouse,Rat; other species not tested.

## Antibody description

TRNAU1AP,SECP43 Rabbit Polyclonal antibody. Positive IHC detected in human hepat°Cirrhosis tissue. Positive WB detected in MCF7 cells, A549 cells, COLO 320 cells, HeLa cells, Jurkat cells. Observed molecular weight by Western-blot: 36 kDa,21 kDa

## Preparation

This antibody was obtained by immunization of TRNAU1AP,SECP43 recombinant protein (Accession Number: NM\_017846). Purification method: Antigen affinity purified.

## Formulation

PBS with 0.02% sodium azide and 50% glycerol pH 7.3.

## Storage

Store at -20°C. DO NOT ALIQUOT

## Clonality

Polyclonal

## Ig Type

Rabbit IgG

## Applications

ELISA, WB, IHC


## Dilutions

Recommended Dilution:

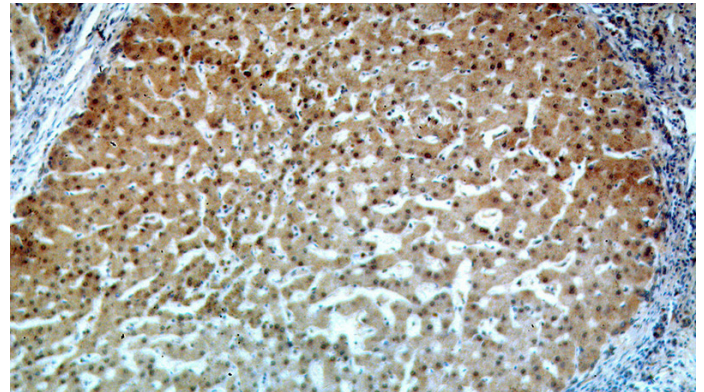
WB: 1:500-1:5000

IHC: 1:20-1:200

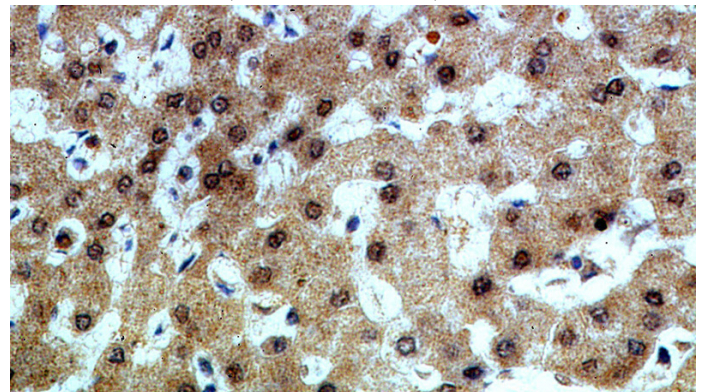
## Validations



MCF7 cells were subjected to SDS PAGE followed by western blot with Catalog No:116401(TRNAU1AP,SECP43 antibody) at dilution of 1:400



Immunohistochemical of paraffin-embedded human hepatocirrhosis using Catalog No:116401(TRNAU1AP,SECP43 antibody) at dilution of 1:50 (under 10x lens)



Immunohistochemical of paraffin-embedded human hepatocirrhosis using Catalog

# TRNAU1AP,SECP43 antibody



Catalog Number: 116401

---

No:116401(TRNAU1AP,SECP43 antibody) at

dilution of 1:50 (under 40x lens)