

TRMT6 antibody

Catalog Number: 116399

Product name

TRMT6 antibody

Specificity

Human, Mouse, Rat; other species not tested.

Antibody description

TRMT6 Rabbit Polyclonal antibody. Positive IHC detected in human oesophagus tissue, human testis tissue. Positive WB detected in human brain tissue, mouse ovary tissue. Observed molecular weight by Western-blot: 56 kDa

Preparation

This antibody was obtained by immunization of TRMT6 recombinant protein (Accession Number: NM_015939). Purification method: Antigen affinity purified.

Formulation

PBS with 0.1% sodium azide and 50% glycerol pH 7.3.

Storage

Store at -20°C. DO NOT ALIQUOT

Clonality

Polyclonal

Ig Type

Rabbit IgG

Applications

ELISA, WB, IHC

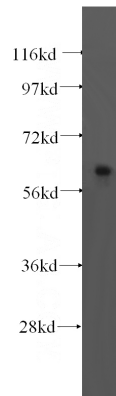
Dilutions

Recommended Dilution:

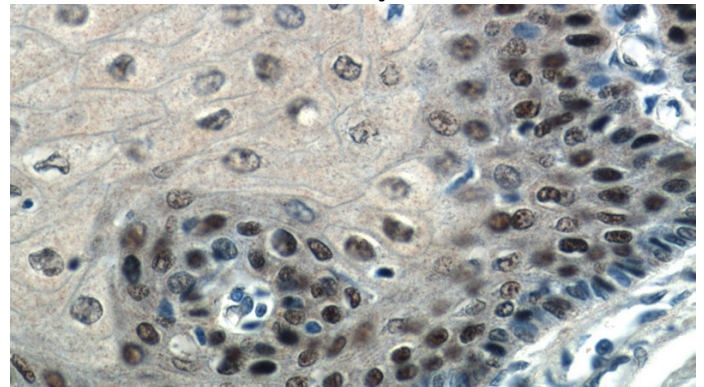
WB: 1:200-1:2000

IHC: 1:20-1:200

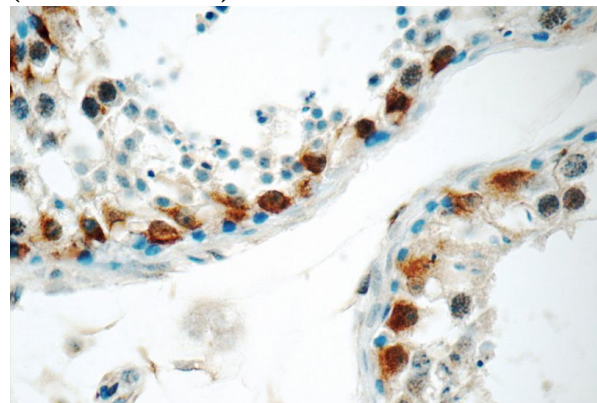
Validations



human brain tissue were subjected to SDS PAGE followed by western blot with Catalog No:116399(TRMT6 antibody) at dilution of 1:500



Immunohistochemistry of paraffin-embedded human testis tissue slide using Catalog No:116399(TRMT6 Antibody) at dilution of 1:50 (under 40x lens)



Immunohistochemistry of paraffin-embedded human testis tissue slide using Catalog No:116399(TRMT6 Antibody) at dilution of 1:50

TRMT6 antibody



Catalog Number: 116399

(under 40x lens)