

# TRMT2B antibody



Catalog Number: 116397

## Product name

TRMT2B antibody

## Specificity

human; other species not tested.

## Antibody description

TRMT2B Rabbit Polyclonal antibody. Positive WB detected in HepG2 cells. Positive IHC detected in human liver cancer. Observed molecular weight by Western-blot: 50-56kd

## Preparation

This antibody was obtained by immunization of TRMT2B recombinant protein (Accession Number: BC007526). Purification method: Antigen affinity purified.

## Formulation

PBS with 0.02% sodium azide and 50% glycerol pH 7.3.

## Storage

Store at -20°C. DO NOT ALIQUOT

## Clonality

Polyclonal

## Ig Type

Rabbit IgG

## Applications

ELISA, WB, IHC

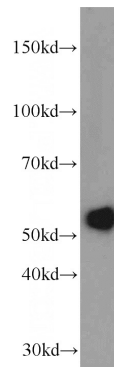
## Dilutions

Recommended Dilution:

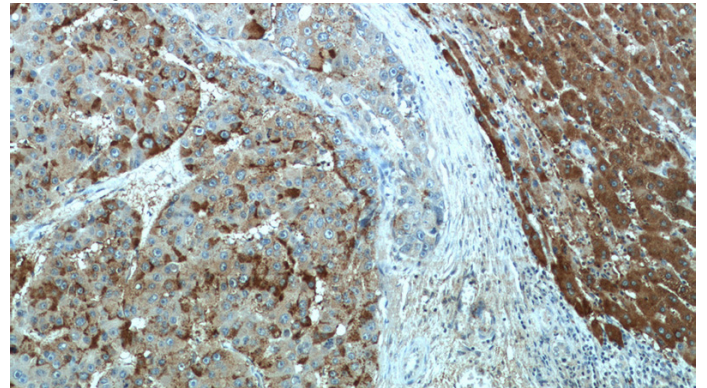
WB: 1:200-1:2000

IHC: 1:20-1:200

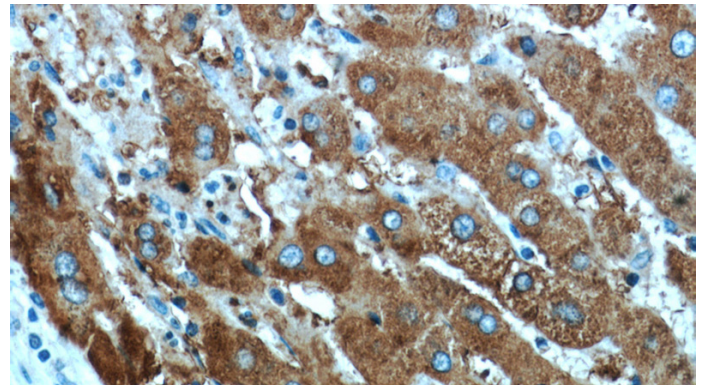
## Validations



HepG2 cells were subjected to SDS PAGE followed by western blot with Catalog No:116397(TRMT2B antibody) at dilution of 1:300



Immunohistochemical of paraffin-embedded human liver cancer using Catalog No:116397(TRMT2B antibody) at dilution of 1:50 (under 10x lens)



Immunohistochemical of paraffin-embedded human liver cancer using Catalog No:116397(TRMT2B antibody) at dilution of 1:50 (under 40x lens)