

TrkB antibody

Catalog Number: 116393

Product name

TrkB antibody

IP: 1:200-1:1000

IHC: 1:50-1:500

Specificity

Human, Mouse, Rat; other species not tested.

Antibody description

TrkB Rabbit Polyclonal antibody. Positive IHC detected in human cerebellum tissue. Positive IP detected in mouse cerebellum tissue. Positive WB detected in human cerebellum tissue, human stomach tissue. Observed molecular weight by Western-blot: 92 kDa

Preparation

This antibody was obtained by immunization of TrkB recombinant protein (Accession Number: NM_001369539). Purification method: Antigen affinity purified.

Formulation

PBS with 0.1% sodium azide and 50% glycerol pH 7.3.

Storage

Store at -20°C. DO NOT ALIQUOT

Clonality

Polyclonal

Ig Type

Rabbit IgG

Applications

ELISA, WB, IHC, IP

Dilutions

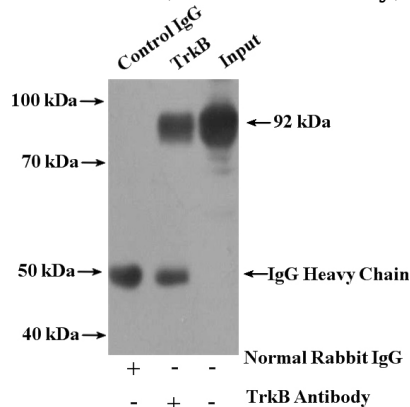
Recommended Dilution:

WB: 1:500-1:5000

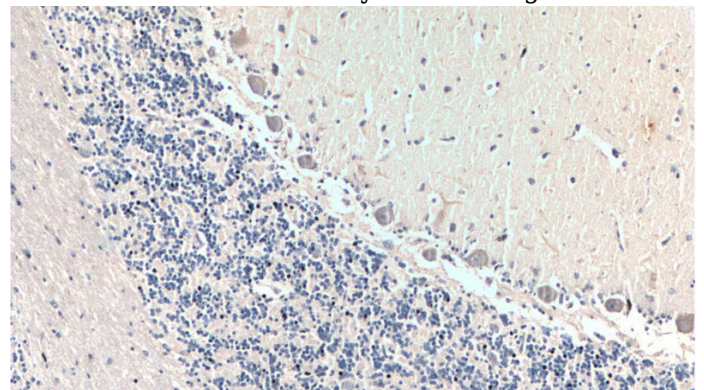
Validations



human cerebellum tissue were subjected to SDS PAGE followed by western blot with Catalog No:116393(NTRK2 antibody) at dilution of 1:400



IP Result of anti-NTRK2 (IP:Catalog No:116393, 4ug; Detection:Catalog No:116393 1:300) with mouse cerebellum tissue lysate 4000ug.

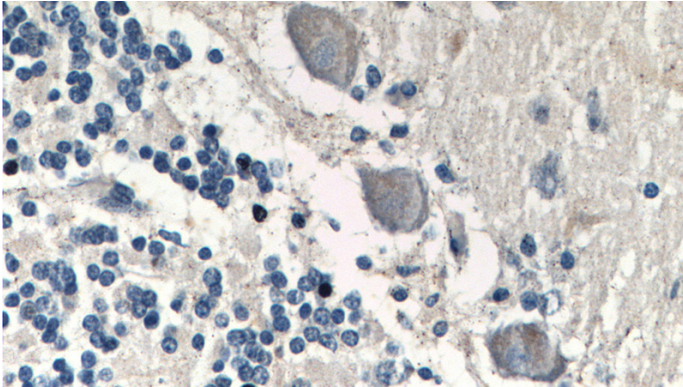


Immunohistochemistry of paraffin-embedded human cerebellum tissue slide using Catalog

TrkB antibody

Catalog Number: 116393

No:116393(NTRK2 Antibody) at dilution of 1:200
(under 10x lens).



Immunohistochemistry of paraffin-embedded
human cerebellum tissue slide using Catalog
No:116393(NTRK2 Antibody) at dilution of 1:200
(under 40x lens).