

TRK fused gene antibody



Catalog Number: 116392

Product name

TRK fused gene antibody

IHC: 1:20-1:200

IF: 1:50-1:500

Specificity

Human, Mouse, Rat; other species not tested.

Antibody description

TRK fused gene Rabbit Polyclonal antibody. Positive IF detected in A549 cells. Positive IHC detected in human gliomas tissue. Positive WB detected in A549 cells, HEK-293 cells, mouse thymus tissue, PC-3 cells. Observed molecular weight by Western-blot: 55 kDa

Preparation

This antibody was obtained by immunization of TRK fused gene recombinant protein (Accession Number: XM_006713472). Purification method: Antigen affinity purified.

Formulation

PBS with 0.1% sodium azide and 50% glycerol pH 7.3.

Storage

Store at -20°C. DO NOT ALIQUOT

Clonality

Polyclonal

Ig Type

Rabbit IgG

Applications


ELISA, WB, IHC, IF

Dilutions

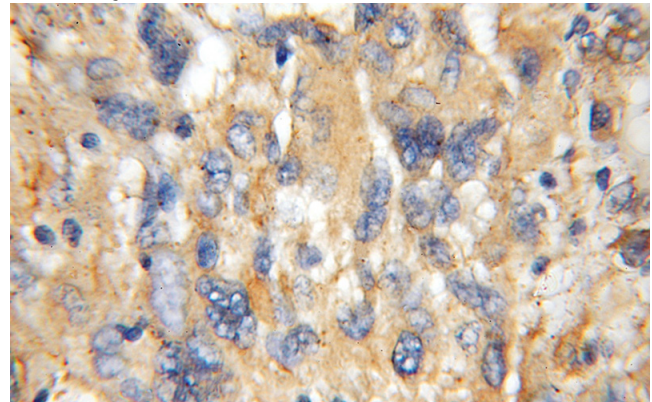
Recommended Dilution:

WB: 1:500-1:5000

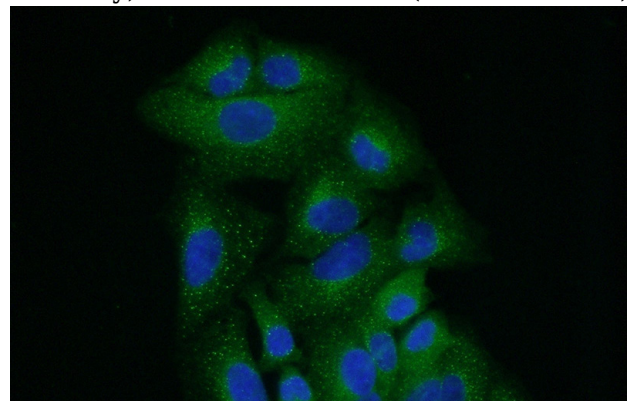
Validations



A549 cells were subjected to SDS PAGE followed by western blot with Catalog No:116392(TFG antibody) at dilution of 1:400



Immunohistochemical of paraffin-embedded human gliomas using Catalog No:116392(TFG antibody) at dilution of 1:100 (under 10x lens)



Immunofluorescent analysis of (10% Formaldehyde) fixed A549 cells using Catalog

TRK fused gene antibody



Catalog Number: 116392

No:116392(TFG Antibody) at dilution of 1:50 and

Alexa Fluor 488-conjugated AffiniPure Goat Anti-Rabbit IgG(H+L)