

TTC31 antibody

Catalog Number: 116380

Product name

TTC31 antibody

IHC: 1:20-1:200

IF: 1:20-1:200

Specificity

Human; other species not tested.

Antibody description

TTC31 Rabbit Polyclonal antibody. Positive IHC detected in human testis tissue, human liver tissue. Positive IF detected in PC-3 cells. Positive WB detected in PC-3 cells. Observed molecular weight by Western-blot: 57 kDa

Preparation

This antibody was obtained by immunization of TTC31 recombinant protein (Accession Number: BC098365). Purification method: Antigen affinity purified.

Formulation

PBS with 0.1% sodium azide and 50% glycerol pH 7.3.

Storage

Store at -20°C. DO NOT ALIQUOT

Clonality

Polyclonal

Ig Type

Rabbit IgG

Applications


ELISA, IHC, WB, IF

Dilutions

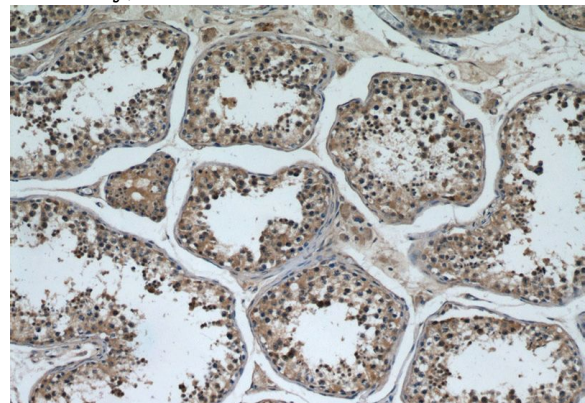
Recommended Dilution:

WB: 1:500-1:5000

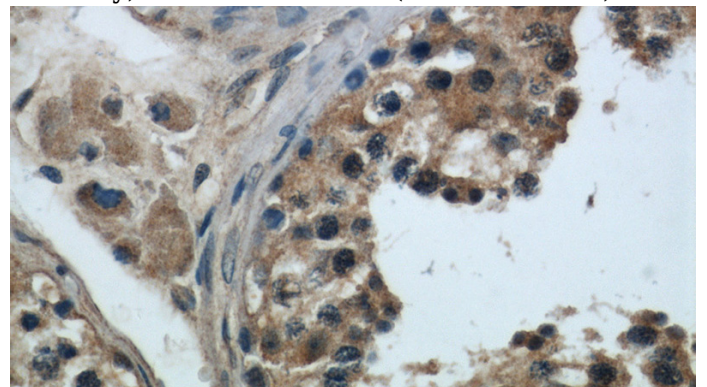
Validations



PC-3 cells were subjected to SDS PAGE followed by western blot with Catalog No:116380(TTC31 antibody) at dilution of 1:1000



Immunohistochemical of paraffin-embedded human testis using Catalog No:116380(TTC31 antibody) at dilution of 1:50 (under 10x lens)

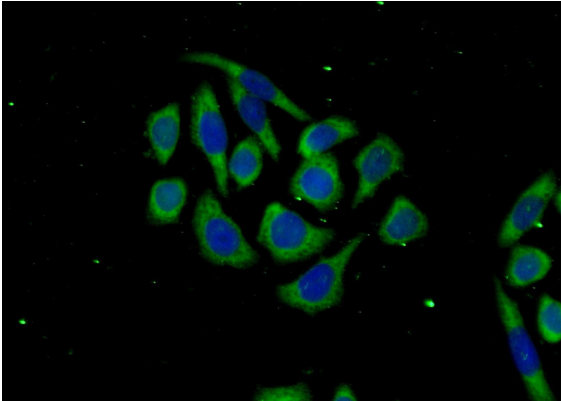


Immunohistochemical of paraffin-embedded human testis using Catalog No:116380(TTC31 antibody) at dilution of 1:50 (under 10x lens)

TTC31 antibody

Catalog Number: 116380

antibody) at dilution of 1:50 (under 40x lens)



Immunofluorescent analysis of (-20oc Ethanol) fixed PC-3 cells using Catalog No:116380(TTC31 Antibody) at dilution of 1:50 and Alexa Fluor 488-conjugated AffiniPure Goat Anti-Rabbit IgG(H+L)