

# Trefoil factor 1 antibody



Catalog Number: 116354

## Product name

Trefoil factor 1 antibody

IHC: 1:20-1:200

IF: 1:20-1:200


## Specificity

Human; other species not tested.

## Validations

## Antibody description

Trefoil factor 1 Rabbit Polyclonal antibody. Positive IHC detected in human stomach cancer tissue. Positive IF detected in HeLa cells. Positive WB detected in human stomach tissue, human kidney tissue. Observed molecular weight by Western-blot: 9 kDa



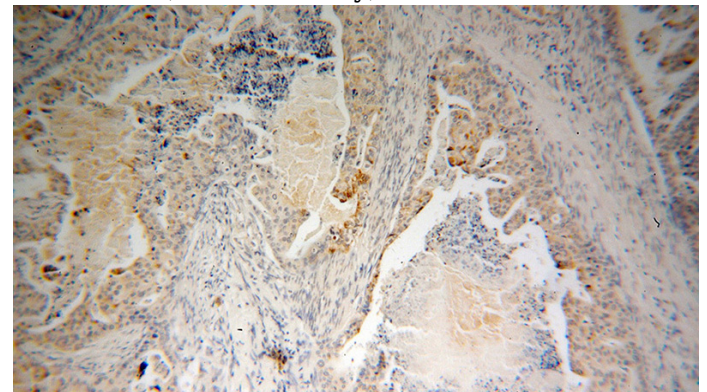
## Preparation

This antibody was obtained by immunization of Trefoil factor 1 recombinant protein (Accession Number: NM\_003225). Purification method: Antigen affinity purified.

human stomach tissue were subjected to SDS PAGE followed by western blot with Catalog No:116354(TFF1 antibody) at dilution of 1:400

## Formulation

PBS with 0.02% sodium azide and 50% glycerol pH 7.3.



## Storage

Store at -20°C. DO NOT ALIQUOT

## Clonality

Polyclonal

Immunohistochemical of paraffin-embedded human stomach cancer using Catalog No:116354(TFF1 antibody) at dilution of 1:50 (under 10x lens)

## Ig Type

Rabbit IgG

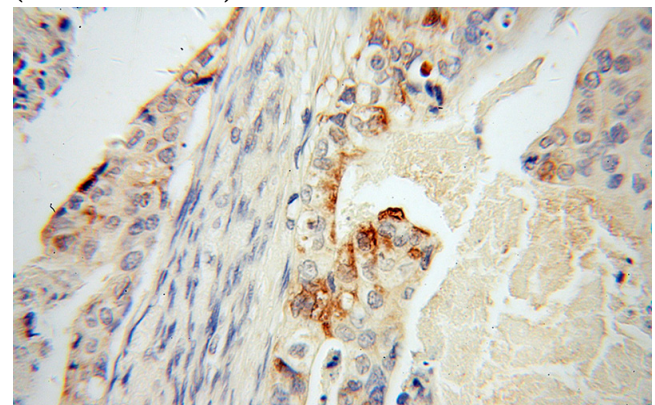
## Applications

ELISA, WB, IHC, IF

## Dilutions

Recommended Dilution:

WB: 1:200-1:2000



Immunohistochemical of paraffin-embedded

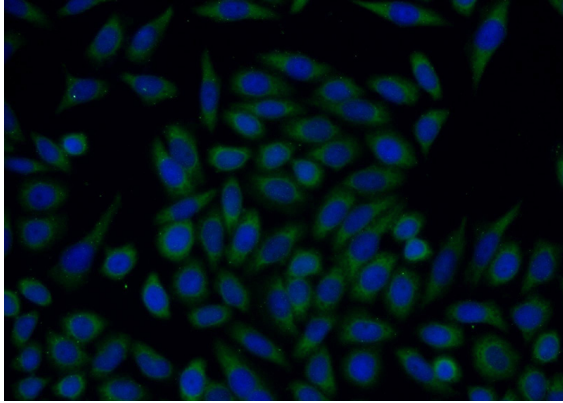
# Trefoil factor 1 antibody



Catalog Number: 116354

---

human stomach cancer using Catalog No:116354(TFF1 antibody) at dilution of 1:50 (under 40x lens)



Immunofluorescent analysis of HeLa cells using Catalog No:116354(TFF1 Antibody) at dilution of 1:50 and Alexa Fluor 488-conjugated AffiniPure Goat Anti-Rabbit IgG(H+L)