

TRIM63 antibody



Catalog Number: 116322

Product name

TRIM63 antibody

IHC: 1:20-1:200

IF: 1:10-1:100


Specificity

Human,Mouse,Rat; other species not tested.

Validations

Antibody description

TRIM63 Rabbit Polyclonal antibody. Positive WB detected in mouse skeletal muscle tissue, mouse heart tissue. Positive IHC detected in human heart tissue, human skeletal muscle tissue, mouse heart tissue, rat brain tissue. Positive IF detected in HeLa cells. Observed molecular weight by Western-blot: 40 kDa,35 kDa



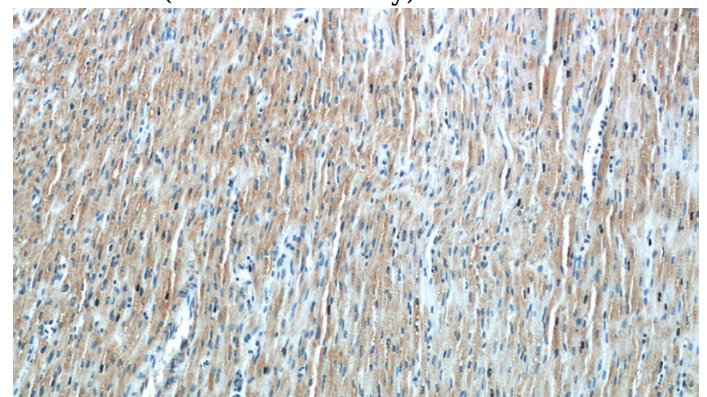
Preparation

This antibody was obtained by immunization of Peptide (Accession Number: NM_032588). Purification method: Antigen affinity purified.

mouse skeletal muscle tissue were subjected to SDS PAGE followed by western blot with Catalog No:116322(TRIM63 antibody) at dilution of 1:300

Formulation

PBS with 0.02% sodium azide and 50% glycerol pH 7.3.



Storage

Store at -20°C. DO NOT ALIQUOT

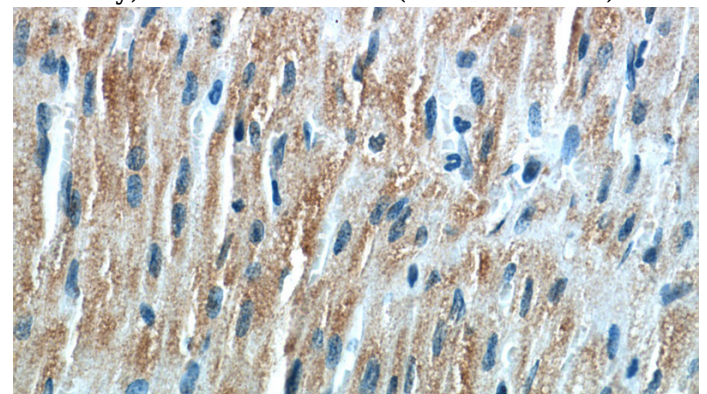
Clonality

Polyclonal

Immunohistochemical of paraffin-embedded human heart using Catalog No:116322(TRIM63 antibody) at dilution of 1:50 (under 10x lens)

Ig Type

Rabbit IgG



Applications

ELISA, WB, IHC, IF

Dilutions

Recommended Dilution:

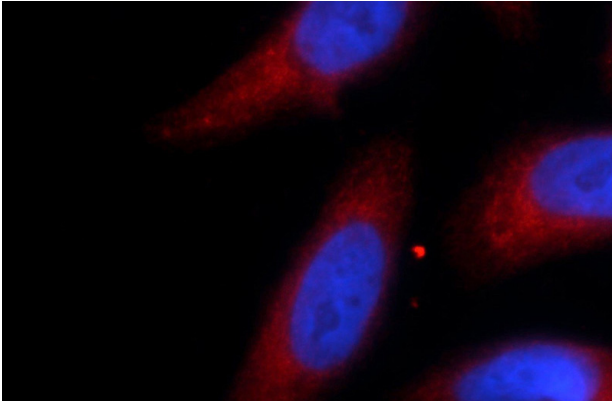
WB: 1:200-1:1000

Immunohistochemical of paraffin-embedded human heart using Catalog No:116322(TRIM63

TRIM63 antibody

Catalog Number: 116322

antibody) at dilution of 1:50 (under 40x lens)



Immunofluorescent analysis of HeLa cells using Catalog No:116322(TRIM63 Antibody) at dilution of 1:25 and Rhodamine-Goat anti-Rabbit IgG