

TRIM54 antibody



Catalog Number: 116320

Product name

TRIM54 antibody

IHC: 1:20-1:200


Specificity

Human, Mouse, Rat; other species not tested.

Validations

Antibody description

TRIM54 Rabbit Polyclonal antibody. Positive WB detected in human heart tissue, human skeletal muscle tissue. Positive IHC detected in human heart. Observed molecular weight by Western-blot: 40kd



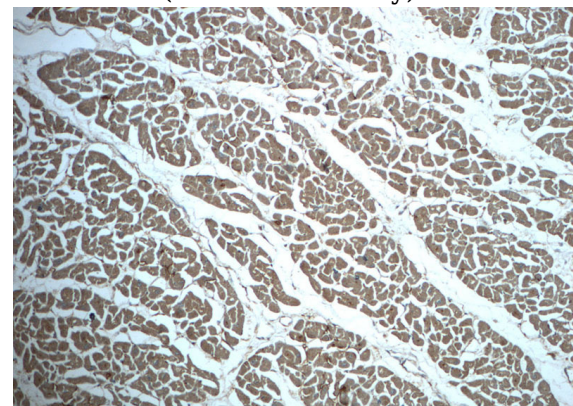
Preparation

This antibody was obtained by immunization of TRIM54 recombinant protein (Accession Number: XM_024453010). Purification method: Antigen affinity purified.

human heart tissue were subjected to SDS PAGE followed by western blot with Catalog No:116320(TRIM54 antibody) at dilution of 1:500

Formulation

PBS with 0.02% sodium azide and 50% glycerol pH 7.3.



Storage

Store at -20°C. DO NOT ALIQUOT

Immunohistochemistry of paraffin-embedded human heart slide using Catalog No:116320(TRIM54 Antibody) at dilution of 1:50

Clonality

Polyclonal

Ig Type

Rabbit IgG

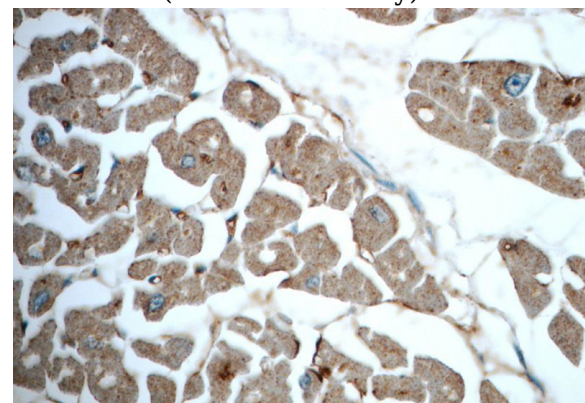
Applications

ELISA, WB, IF, IHC

Dilutions

Recommended Dilution:

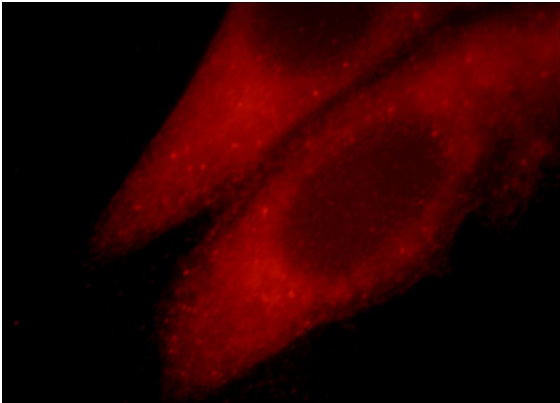
WB: 1:500-1:5000



Immunohistochemistry of paraffin-embedded human heart slide using Catalog No:116320(TRIM54 Antibody) at dilution of 1:50

TRIM54 antibody

Catalog Number: 116320



Immunofluorescent analysis of HepG2 cells, using TRIM54 antibody Catalog No:116320 at 1:25 dilution and Rhodamine-labeled goat anti-rabbit IgG (red).