

# TRIM32 antibody



Catalog Number: 116311

## Product name

TRIM32 antibody

IHC: 1:20-1:200

IF: 1:20-1:200

## Specificity

Human, Mouse, Rat; other species not tested.

## Antibody description

TRIM32 Rabbit Polyclonal antibody. Positive WB detected in HEK-293 cells. Positive IF detected in hTERT-RPE1 cells. Positive IHC detected in human lymphoma tissue, human colon tissue. Observed molecular weight by Western-blot: 65-72 kDa

## Preparation

This antibody was obtained by immunization of TRIM32 recombinant protein (Accession Number: NM\_001379050). Purification method: Antigen affinity purified.

## Formulation

PBS with 0.1% sodium azide and 50% glycerol pH 7.3.

## Storage

Store at -20°C. DO NOT ALIQUOT

## Clonality

Polyclonal

## Ig Type

Rabbit IgG

## Applications


ELISA, WB, IHC, IF

## Dilutions

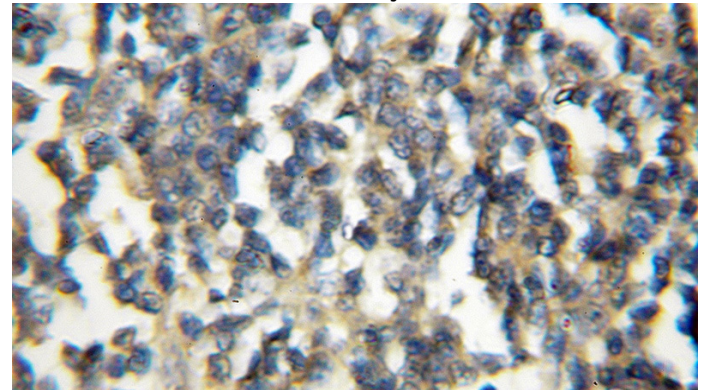
Recommended Dilution:

WB: 1:200-1:2000

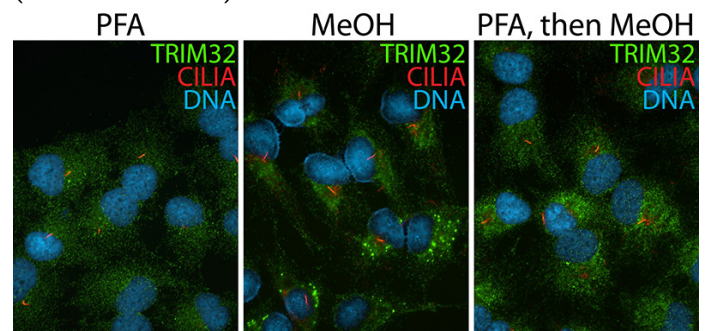
## Validations



HEK-293 cells were subjected to SDS PAGE followed by western blot with Catalog No:116311 (TRIM32 antibody) at dilution of 1:500



Immunohistochemical of paraffin-embedded human lymphoma using Catalog No:116311 (TRIM32 antibody) at dilution of 1:50 (under 10x lens)



IF result (cytoplasm stain) of anti-BBS11 (Catalog No:116311; 1:50) with hTERT-RPE1 cell by Dr. Moshe Kim.