

TRIM2 antibody



Catalog Number: 116302

Product name

TRIM2 antibody

IHC: 1:20-1:200

IF: 1:10-1:100


Specificity

Human,Mouse,Rat; other species not tested.

Antibody description

TRIM2 Rabbit Polyclonal antibody. Positive IF detected in Hela cells. Positive IHC detected in human kidney tissue. Positive WB detected in mouse small intestine tissue, mouse brain tissue. Observed molecular weight by Western-blot: 70-82kd

Validations



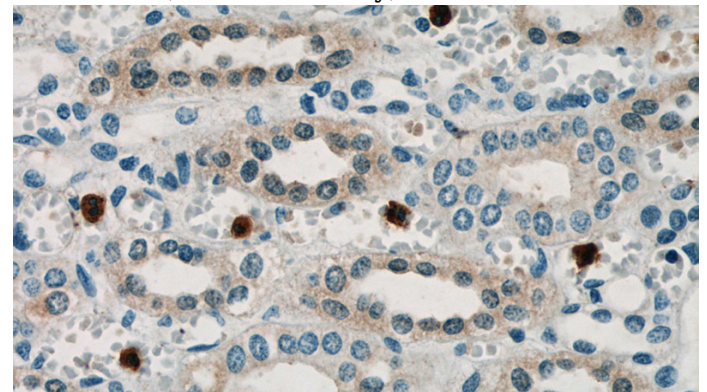
Preparation

This antibody was obtained by immunization of TRIM2 recombinant protein (Accession Number: XM_017007950). Purification method: Antigen affinity purified.

mouse small intestine tissue were subjected to SDS PAGE followed by western blot with Catalog No:116302(TRIM2 antibody) at dilution of 1:500

Formulation

PBS with 0.02% sodium azide and 50% glycerol pH 7.3.



Storage

Store at -20°C. DO NOT ALIQUOT

Clonality

Polyclonal

Immunohistochemistry of paraffin-embedded human kidney slide using Catalog No:116302(TRIM2 Antibody) at dilution of 1:50(under 40x lens)

Ig Type

Rabbit IgG

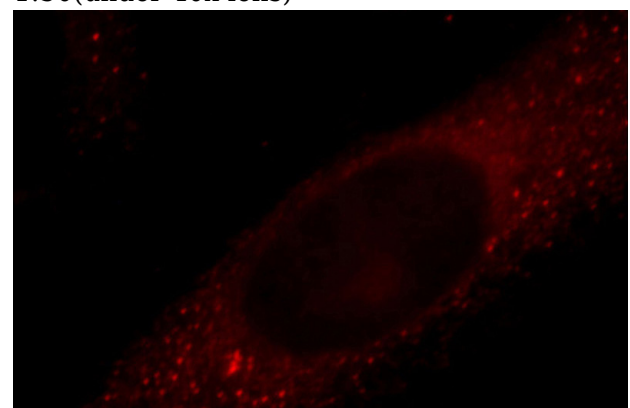
Applications

ELISA, WB, IF, IHC

Dilutions

Recommended Dilution:

WB: 1:1000-1:10000



Immunofluorescent analysis of Hela cells, using

TRIM2 antibody



Catalog Number: 116302

TRIM2 antibody Catalog No:116302 at 1:25

dilution and Rhodamine-labeled goat anti-rabbit
IgG (red).