

TPM3 antibody

Catalog Number: 116268

Product name

TPM3 antibody

Specificity

Human, Mouse; other species not tested.

Antibody description

TPM3 Rabbit Polyclonal antibody. Positive IHC detected in human colon tissue, human colon cancer tissue, human liver cancer tissue. Positive WB detected in mouse skeletal muscle tissue, HepG2 cells. Observed molecular weight by Western-blot: 40-42 kDa

Preparation

This antibody was obtained by immunization of Peptide (Accession Number: NM_153649). Purification method: Antigen affinity purified.

Formulation

PBS with 0.02% sodium azide and 50% glycerol pH 7.3.

Storage

Store at -20°C. DO NOT ALIQUOT

Clonality

Polyclonal

Ig Type

Rabbit IgG

Applications

ELISA, IHC, WB

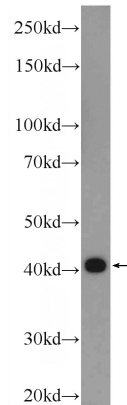
Dilutions

Recommended Dilution:

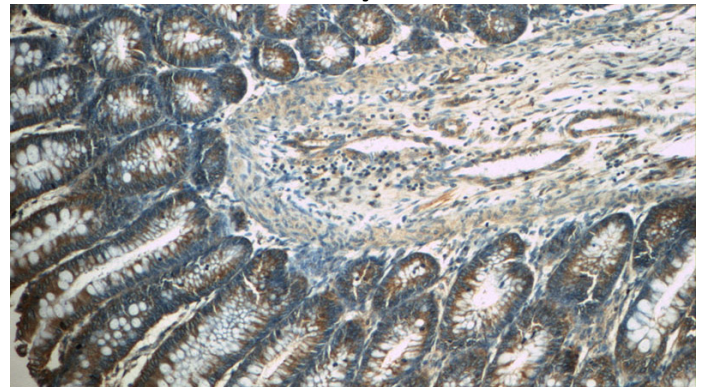
WB: 1:200-1:2000

IHC: 1:20-1:200

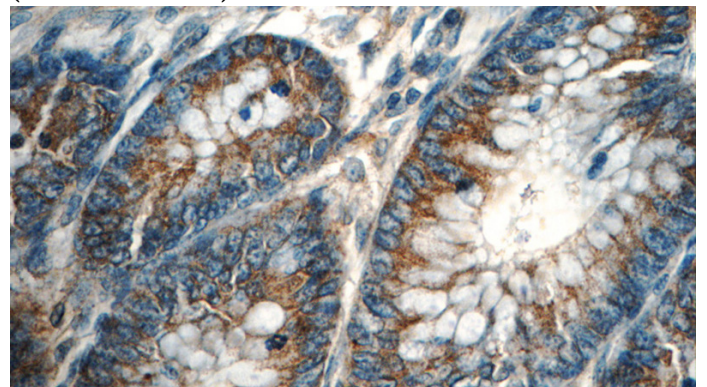
Validations



mouse skeletal muscle tissue were subjected to SDS PAGE followed by western blot with Catalog No:116268(TPM3 Antibody) at dilution of 1:600



Immunohistochemistry of paraffin-embedded human colon tissue slide using Catalog No:116268(TPM3 Antibody) at dilution of 1:50 (under 10x lens)



Immunohistochemistry of paraffin-embedded human colon tissue slide using Catalog No:116268(TPM3 Antibody) at dilution of 1:50

TPM3 antibody



Catalog Number: 116268

(under 40x lens)