

TP53INP1 antibody

Catalog Number: 116259

Product name

TP53INP1 antibody

Specificity

Human, Mouse, Rat; other species not tested.

Antibody description

TP53INP1 Rabbit Polyclonal antibody. Positive IHC detected in human liver cancer tissue, human breast cancer tissue. Positive IF detected in HepG2 cells.

Preparation

This antibody was obtained by immunization of TP53INP1 recombinant protein (Accession Number: NM_033285). Purification method: Antigen affinity purified.

Formulation

PBS with 0.1% sodium azide and 50% glycerol pH 7.3.

Storage

Store at -20°C. DO NOT ALIQUOT

Clonality

Polyclonal

Ig Type

Rabbit IgG

Applications

ELISA, IHC, IF

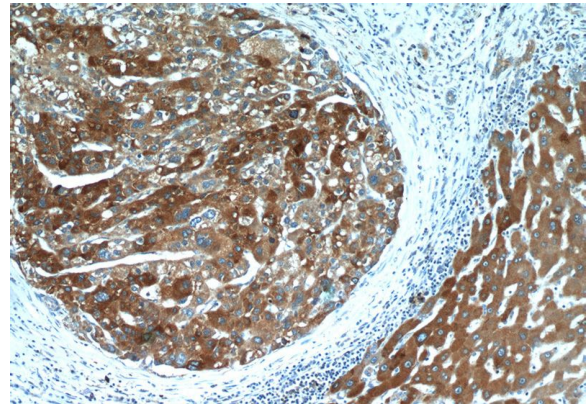
Dilutions

Recommended Dilution:

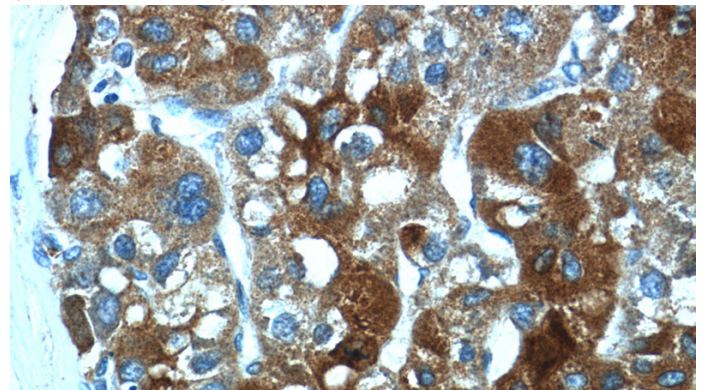
IHC: 1:20-1:200

IF: 1:20-1:200

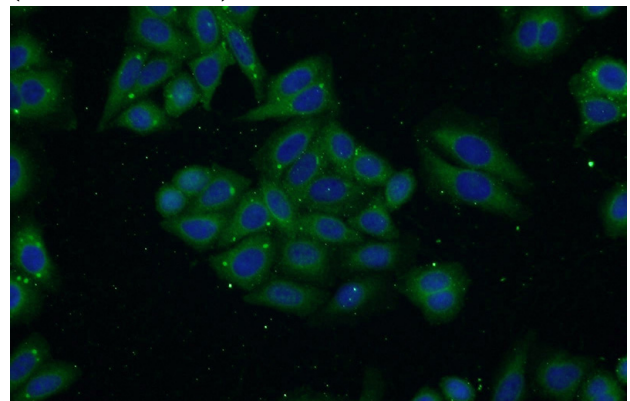
Validations



Immunohistochemistry of paraffin-embedded human liver cancer tissue slide using Catalog No:116259(TP53INP1 Antibody) at dilution of 1:50 (under 10x lens)



Immunohistochemistry of paraffin-embedded human liver cancer tissue slide using Catalog No:116259(TP53INP1 Antibody) at dilution of 1:50 (under 40x lens)



Immunofluorescent analysis of HepG2 cells using Catalog No:116259(TP53INP1 Antibody) at dilution of 1:50 and Alexa Fluor 488-conjugated AffiniPure Goat Anti-Rabbit IgG(H+L)