

# TPPP antibody



Catalog Number: 116211

## Product name

TPPP antibody

## Specificity

Human, Mouse; other species not tested.

## Antibody description

TPPP Rabbit Polyclonal antibody. Positive IHC detected in human spleen tissue. Positive WB detected in mouse brain tissue, MCF7 cells, mouse spleen tissue. Observed molecular weight by Western-blot: 24-28kd

## Preparation

This antibody was obtained by immunization of Peptide (Accession Number: XM\_047416674). Purification method: Antigen affinity purified.

## Formulation

PBS with 0.02% sodium azide and 50% glycerol pH 7.3.

## Storage

Store at -20°C. DO NOT ALIQUOT

## Clonality

Polyclonal

## Ig Type

Rabbit IgG

## Applications

ELISA, WB, IHC


## Dilutions

Recommended Dilution:

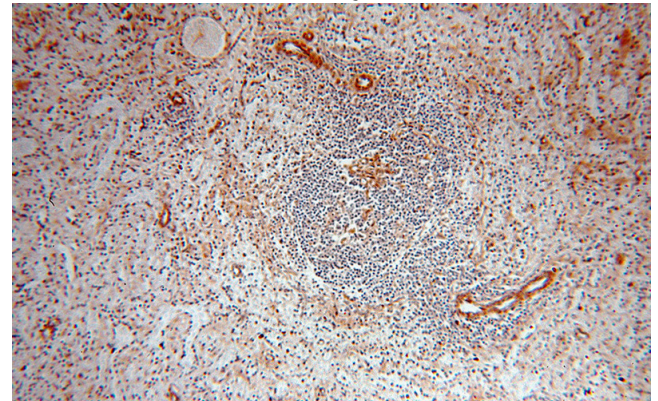
WB: 1:500-1:5000

IHC: 1:20-1:200

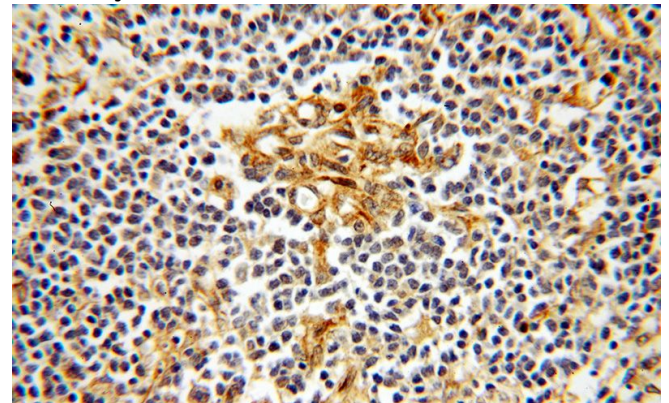
## Validations



mouse brain tissue were subjected to SDS PAGE followed by western blot with Catalog No:116211(TPPP antibody) at dilution of 1:500



Immunohistochemical of paraffin-embedded human spleen using Catalog No:116211(TPPP antibody) at dilution of 1:100 (under 10x lens)



Immunohistochemical of paraffin-embedded human spleen using Catalog No:116211(TPPP antibody) at dilution of 1:100 (under 40x lens)